Christian County Commission
100 West Church St, Room 100
Ozark, MO 65721

SCHEDULED

MEETING ATTACHMENTS (ID # 5578)

Meeting: 09/10/26 9:30 AM
Department: County Clerk
Category: Meeting Items
Prepared By: Zoey Strong
Initiator: Zoey Strong
Sponsors:
Doc ID: 5578

Meeting Attachments

ATTACHMENTS:

1 - 10 SEPTEMBER 2026 FINANCIAL - CERTIFIED COMMISSION ORDER NO. 09-10-2026-01

2 - 10 SEPTEMBER 2026 FINANCIAL - AUDITOR MONTHLY REPORT - AUGUST

3 - 10 SEPTEMBER 2026 CONSENT AGENDA - DESTRUCTION OF RECORDS - COUNTY CLERK

4 - 10 SEPTEMBER 2026 CONSENT AGENDA - DESTRUCTION OF RECORDS - TREASURER

5 - COVER SHEET- 2025 AUDIT REPORT AND FINANCIAL STATEMENT

6 - COVER SHEET- ITB#2024-12-GRAPHICS FOR FLEET VEHICLES

7 - 10 SEPTMEBER 2026-ITB #2024-12-OZARK PRINTING ORIGINAL RESPONSE

8 - 10 SEPTMEBER 2026- ITB#2024-12-OZARK PRINTING-AWARD LETTER-EXECUTED.PDF

9 - COVER SHEET- DROUGHT AND BURN BAN

10 - 10 SEPTMEBER 2026-POWERPOINT PRESENTATION ON CHRISTIAN COUNTY DROUGHT

11 - 10 SEPTEMBER 2026 - BURN BAN MAP

12 - 10 SEPTMEBER 2026-BURN BAN ORDINANCE DRAFT OPTION 1

13 - 10 SEPTMEBER 2026-BURN BAN ORDINANCE DRAFT OPTION 2

14 - 10 SEPTEMBER 2026- SEPTEMBER 8TH BURN BAN MAP UPDATE.PDF

15 - COVER SHEET-SOIL & WATER CONSERVATION FUNDING

16 - 10 SEPTEMBER 2026- SOIL & WATER CONSERVATION FUNDING-PRESENTATION

17 - 10 SEPTEMBER 2026- SOIL & WATER CONSERVATION FUNDING-LETTER

CERTIFIED COMMISSION ORDER# 09-10-2026-01

The Treasurer is hereby ordered to pay the following entities:

2026 #310 Road & Bridge Sales Tax					
R#:					
September 8, 2026					
July 2026 Term			*Totals*	*Account*	*Notes*
Sales Tax #310 Received			$567,958.45	221-41310	
	Mileage	*% of Total Mileage*			
Common Road I	273.51	33.118204054%	$188,097.64	231-49290	
Common Road II	285.20	34.533698206%	$196,137.06	232-49290	
Total County (incliuding SRD)	825.86				
Common Road I		Budget Apportionment	$27,000.00	231-49290	
Common Road II		Budget Apportionment	$27,000.00	232-49290	
Common I Total			$215,097.64	221-800-59501	
Common II Total			$223,137.06	221-800-59502	
Amount To Remain in Pool			$129,723.75		

Calculations prepared by the Highway Administrator

Lyon Morris, Presiding Commissioner — Date: 9-10-26

Johnny Williams, Western Commissioner — Date: 9-10-26

Bradley A. Jackson, Eastern Commissioner — Date: 9-10-2026

IN TESTIMONY WHEREOF I, have hereutno set my hand and affixed the seal of said Commission, at my office in Christian County this, the 10th day of September, 2026.

COUNTY CLERK SEAL CHRISTIAN COUNTY, MO.

Paula Brumfield, Clerk of the County Commission

Auditor's Report

August 2026

SUMMARY:

General Revenue Fund Balance $7.433 million ($487,191) restricted to Circuit Court building).

Using the rule of thumb that monthly expenditures should be 1/12th of the annual budget (currently 67%) most offices and departments are within that range.

The fund balance has been corrected based on the closure and reconciliation of the Ozark Bank account. That account has been truly reconciled and all funds transferred to Guaranty Bank.

My office is working with the Treasurer's office on true reconciliation of all other bank accounts – we are cautiously optimistic that most significant issues will be resolved by year end.

Most officials and department heads submitted their 2027 budget requests within 48 hours of the statutory deadline – therefore that will remain this office's priority for the remainder of the year.

Fund Balances for Commission Controlled Funds (as of 8/31/2026) without bank interest):

General Revenue (Restricted and Unrestricted) 101	7,433,635
County Law Enforcement 201	920,854
Law Enforcement Sales Tax 250 (80% Sheriff/20% Prosecutor)	350,806
ARPA Funds 560	331,215
Total	**9,036,510**

Christian County, MO

Fund Balance Report

As Of 08/31/2026

Fund	Beginning Balance	Total Revenues	Total Expenses	Ending Balance
101 - Christian County General Fund	5,813,165.38	16,034,576.54	14,414,106.08	7,433,635.84
201 - Co. Law Enforcement	2,772,876.07	2,252,917.92	4,104,939.64	920,854.35
205 - Federal Forfeiture I	171,355.59	7,872.64	23,281.93	155,946.30
208 - Law Enforcement Training	5,800.51	11,977.89	8,014.14	9,764.26
210 - Civil Process	200,797.46	37,671.39	19,227.38	219,241.47
212 - Inmate Prisoner Detainee Security	30,206.39	11,480.15	0.00	41,686.54
215 - Sheriff's Conceal Carry	327,224.05	53,767.26	43,709.01	337,282.30
219 - Family Violence	0.00	1,940.00	1,940.00	0.00
220 - LEPC	36,816.33	4,914.06	188.82	41,541.57
221 - Road Sales Tax	6,694,019.48	4,350,754.97	3,323,897.27	7,720,877.18
222 - CART	327,865.56	1,907,432.00	1,919,012.47	316,285.09
231 - Common I	2,310,290.19	2,450,775.06	2,470,608.15	2,290,457.10
232 - Common II	1,585,557.88	2,341,460.08	2,604,169.63	1,322,848.33
233 - Bridge	1,843,296.92	335,538.30	6,579.65	2,172,255.57
235 - Road & Bridge Capital Requests	6,934,107.44	1,620,442.09	1,925,479.83	6,629,069.70
241 - Assessment	1,987,665.23	1,297,539.49	820,426.26	2,464,778.46
250 - LEST	345,446.01	2,267,210.93	2,261,850.24	350,806.70
255 - LERF	192,567.22	11,707.79	11,830.52	192,444.49
256 - Building Capital Fund	2,354,386.72	246,239.47	1,804,424.06	796,202.13
260 - P.A. Training	11,979.07	6,120.21	4,385.96	13,713.32
265 - Delinquent Taxes	21,352.10	10,200.27	2,616.30	28,936.07
268 - Adm. Handling Cost	44,372.78	236,136.51	231,342.51	49,166.78
269 - Law Library	119,617.16	37,055.00	24,469.49	132,202.67
271 - Record Retention	228,006.09	29,346.93	18,605.03	238,747.99
272 - Record Technology	905,545.55	109,492.17	21,212.20	993,825.52
275 - Tax Maintenance	238,827.37	170,104.37	53,830.51	355,101.23
280 - Building Inspection	1,087,902.83	367,325.28	244,380.61	1,210,847.50
285 - County Elections	24,431.94	207,234.59	123,734.18	107,932.35
288 - Elections 5%	80,569.77	23,410.83	1,312.51	102,668.09
289 - HAVA	21,491.53	54,416.24	13,737.20	62,170.57
320 - CDBG Grant	0.00	0.00	0.00	0.00
420 - Stone Hollow NID	51,137.28	19,107.65	19,464.10	50,780.83
425 - Building Bond Retirement	0.00	0.00	0.00	0.00
430 - River Downs West NID	47,587.07	41,307.84	43,675.65	45,219.26
455 - 2017 Bond Debt Svc Fund - Judicial Expansion	12.14	532,787.94	532,799.97	0.11
560 - ARPA Funds	693,983.99	45,125.26	407,894.10	331,215.15
800 - Christian County Govt Group Claims Account	92,000.00	1,494,939.74	994,197.35	592,742.39
Report Total:	**37,602,261.10**	**38,630,328.86**	**38,501,342.75**	**37,731,247.21**

Christian County, MO

Budget Report
Group Summary
For Fiscal: 2026 Period Ending: 08/31/2026

Department	Original Total Budget	Current Total Budget	Period Activity	Fiscal Activity	Encumbrances	Variance Favorable (Unfavorable)	Percent Used
Fund: 101 - Christian County General Fund							
Revenue							
	22,648,925.00	22,648,925.00	1,190,459.15	16,034,576.54	0.00	-6,614,348.46	70.80%
Revenue Total:	**22,648,925.00**	**22,648,925.00**	**1,190,459.15**	**16,034,576.54**	**0.00**	**-6,614,348.46**	**70.80%**
Expense							
010 - Commission	779,820.00	779,820.00	32,126.50	320,370.39	1,757.00	457,692.61	41.31%
020 - County Clerk	278,706.00	278,706.00	17,040.58	153,384.06	1,908.42	123,413.52	55.72%
030 - Elections	245,918.00	245,918.00	13,363.51	102,183.84	15.15	143,719.01	41.56%
040 - Facilities Management	1,164,876.00	1,164,876.00	115,650.06	827,896.86	10,155.20	326,823.94	71.94%
050 - Sheriff	11,776,123.00	11,776,123.00	882,537.30	7,918,265.79	16,637.80	3,841,219.41	67.38%
060 - Treasurer	183,160.00	183,160.00	13,968.38	113,492.44	0.00	69,667.56	61.96%
070 - Collector	466,224.00	466,224.00	27,046.23	252,571.33	0.00	213,652.67	54.17%
090 - Recorder	352,200.00	352,200.00	23,610.19	200,608.76	0.00	151,591.24	56.96%
110 - Consolidated Courts	420,950.00	420,950.00	42,190.64	241,645.22	22,750.32	156,554.46	62.81%
121 - 38th Circuit Associate Division No. 1	229,615.00	229,615.00	22,154.03	160,713.97	31,785.32	37,115.71	83.84%
122 - 38th Circuit Associate Division No. 2	5,555.00	5,555.00	116.84	1,197.97	0.00	4,357.03	21.57%
130 - Public Administrator	246,203.00	246,203.00	15,414.08	119,792.97	505.15	125,904.88	48.86%
140 - Prosecuting Attorney	2,746,823.00	2,746,823.00	166,621.99	1,506,333.73	834.07	1,239,655.20	54.87%
150 - Juvenile Office	665,043.00	711,226.35	54,335.55	443,972.04	34,929.24	232,325.07	67.33%
160 - Coroner	254,193.00	254,193.00	51,703.88	142,001.57	8,450.00	103,741.43	59.19%
170 - County Misc & Operations	3,080,250.00	3,080,250.00	44,390.65	206,418.01	357,471.98	2,516,360.01	18.31%
180 - University Extension	85,460.00	85,460.00	7,112.47	52,556.48	32,903.54	-0.02	100.00%
190 - Emergency Management	309,425.00	309,425.00	19,981.43	203,579.15	0.00	105,845.85	65.79%
200 - Planning & Development	395,982.00	395,982.00	26,268.84	230,107.10	0.00	165,874.90	58.11%
210 - Auditor	273,517.00	273,517.00	53,422.21	168,224.36	0.00	105,292.64	61.50%
230 - Recycle	76,458.00	76,458.00	0.00	32,802.65	0.00	43,655.35	42.90%
240 - Human Resources	768,973.00	768,973.00	52,349.97	461,502.98	600.00	306,870.02	60.09%
250 - Emergency Fund	625,000.00	625,000.00	0.00	0.00	0.00	625,000.00	0.00%
700 - Sheriff - Payroll	0.00	0.00	0.00	0.00	0.00	0.00	0.00%
900 - Transfer out	1,045,710.00	1,045,710.00	11,853.45	554,484.41	0.00	491,225.59	53.02%
Expense Total:	**26,476,184.00**	**26,522,367.35**	**1,693,258.78**	**14,414,106.08**	**520,703.19**	**11,587,558.08**	**56.31%**
Fund: 101 - Christian County General Fund Surplus (Deficit):	**-3,827,259.00**	**-3,873,442.35**	**-502,799.63**	**1,620,470.46**	**-520,703.19**	**4,973,209.62**	**-28.39%**
Fund: 201 - Co. Law Enforcement							
Revenue							
	3,310,000.00	3,310,000.00	393,455.85	2,252,917.92	0.00	-1,057,082.08	68.06%

Department	Original Total Budget	Current Total Budget	Period Activity	Fiscal Activity	Encumbrances	Variance Favorable (Unfavorable)	Percent Used
Revenue Surplus (Deficit):	**3,310,000.00**	**3,310,000.00**	**393,455.85**	**2,252,917.92**	**0.00**	**-1,057,082.08**	**68.06%**
Expense							
600 - Expenses - Payroll	0.00	0.00	0.00	0.00	0.00	0.00	0.00%
610 - Expenses - Other	0.00	0.00	0.00	0.00	0.00	0.00	0.00%
900 - Transfer out	4,900,000.00	4,900,000.00	0.00	4,104,939.64	0.00	795,060.36	83.77%
Expense Total:	**4,900,000.00**	**4,900,000.00**	**0.00**	**4,104,939.64**	**0.00**	**795,060.36**	**83.77%**
Fund: 201 - Co. Law Enforcement Surplus (Deficit):	**-1,590,000.00**	**-1,590,000.00**	**393,455.85**	**-1,852,021.72**	**0.00**	**-262,021.72**	**116.48%**
Fund: 205 - Federal Forfeiture I							
Revenue							
	20,000.00	20,000.00	0.00	7,872.64	0.00	-12,127.36	39.36%
Revenue Surplus (Deficit):	**20,000.00**	**20,000.00**	**0.00**	**7,872.64**	**0.00**	**-12,127.36**	**39.36%**
Expense							
610 - Expenses - Other	104,500.00	104,500.00	0.00	23,281.93	0.00	81,218.07	22.28%
Expense Total:	**104,500.00**	**104,500.00**	**0.00**	**23,281.93**	**0.00**	**81,218.07**	**22.28%**
Fund: 205 - Federal Forfeiture I Surplus (Deficit):	**-84,500.00**	**-84,500.00**	**0.00**	**-15,409.29**	**0.00**	**69,090.71**	**18.24%**
Fund: 208 - Law Enforcement Training							
Revenue							
	12,700.00	12,700.00	466.00	11,977.89	0.00	-722.11	94.31%
Revenue Surplus (Deficit):	**12,700.00**	**12,700.00**	**466.00**	**11,977.89**	**0.00**	**-722.11**	**94.31%**
Expense							
610 - Expenses - Other	13,500.00	13,500.00	0.00	8,014.14	640.00	4,845.86	64.10%
Expense Total:	**13,500.00**	**13,500.00**	**0.00**	**8,014.14**	**640.00**	**4,845.86**	**64.10%**
Fund: 208 - Law Enforcement Training Surplus (Deficit):	**-800.00**	**-800.00**	**466.00**	**3,963.75**	**-640.00**	**4,123.75**	**-415.47%**
Fund: 210 - Civil Process							
Revenue							
	83,500.00	83,500.00	2,430.74	37,671.39	0.00	-45,828.61	45.12%
Revenue Surplus (Deficit):	**83,500.00**	**83,500.00**	**2,430.74**	**37,671.39**	**0.00**	**-45,828.61**	**45.12%**
Expense							
610 - Expenses - Other	135,000.00	135,000.00	3,518.00	19,227.38	3,590.18	112,182.44	16.90%
Expense Total:	**135,000.00**	**135,000.00**	**3,518.00**	**19,227.38**	**3,590.18**	**112,182.44**	**16.90%**
Fund: 210 - Civil Process Surplus (Deficit):	**-51,500.00**	**-51,500.00**	**-1,087.26**	**18,444.01**	**-3,590.18**	**66,353.83**	**-28.84%**
Fund: 212 - Inmate Prisoner Detainee Security							
Revenue							
	12,750.00	12,750.00	1,117.96	11,480.15	0.00	-1,269.85	90.04%
Revenue Surplus (Deficit):	**12,750.00**	**12,750.00**	**1,117.96**	**11,480.15**	**0.00**	**-1,269.85**	**90.04%**
Expense							
610 - Expenses - Other	0.00	0.00	0.00	0.00	0.00	0.00	0.00%

Department	Original Total Budget	Current Total Budget	Period Activity	Fiscal Activity	Encumbrances	Variance Favorable (Unfavorable)	Percent Used
620 - Expenses - Other	10,000.00	10,000.00	0.00	0.00	0.00	10,000.00	0.00%
Expense Total:	**10,000.00**	**10,000.00**	**0.00**	**0.00**	**0.00**	**10,000.00**	**0.00%**
Fund: 212 - Inmate Prisoner Detainee Security Surplus (Deficit):	**2,750.00**	**2,750.00**	**1,117.96**	**11,480.15**	**0.00**	**8,730.15**	**417.46%**
Fund: 215 - Sheriff's Conceal Carry							
Revenue							
	59,000.00	59,000.00	5,070.00	53,767.26	0.00	-5,232.74	91.13%
Revenue Surplus (Deficit):	**59,000.00**	**59,000.00**	**5,070.00**	**53,767.26**	**0.00**	**-5,232.74**	**91.13%**
Expense							
600 - Expenses - Payroll	58,950.00	58,950.00	2,309.03	19,498.87	0.00	39,451.13	33.08%
610 - Expenses - Other	84,500.00	84,500.00	1,982.04	24,210.14	0.00	60,289.86	28.65%
Expense Total:	**143,450.00**	**143,450.00**	**4,291.07**	**43,709.01**	**0.00**	**99,740.99**	**30.47%**
Fund: 215 - Sheriff's Conceal Carry Surplus (Deficit):	**-84,450.00**	**-84,450.00**	**778.93**	**10,058.25**	**0.00**	**94,508.25**	**-11.91%**
Fund: 219 - Family Violence							
Revenue							
	3,500.00	3,500.00	225.00	1,940.00	0.00	-1,560.00	55.43%
Revenue Surplus (Deficit):	**3,500.00**	**3,500.00**	**225.00**	**1,940.00**	**0.00**	**-1,560.00**	**55.43%**
Expense							
800 - Disbursements	3,500.00	3,500.00	225.00	1,940.00	0.00	1,560.00	55.43%
Expense Total:	**3,500.00**	**3,500.00**	**225.00**	**1,940.00**	**0.00**	**1,560.00**	**55.43%**
Fund: 219 - Family Violence Surplus (Deficit):	**0.00**	**0.00**	**0.00**	**0.00**	**0.00**	**0.00**	**0.00%**
Fund: 220 - LEPC							
Revenue							
	3,000.00	3,000.00	0.00	4,914.06	0.00	1,914.06	163.80%
Revenue Surplus (Deficit):	**3,000.00**	**3,000.00**	**0.00**	**4,914.06**	**0.00**	**1,914.06**	**163.80%**
Expense							
610 - Expenses - Other	10,000.00	10,000.00	60.94	188.82	0.00	9,811.18	1.89%
Expense Total:	**10,000.00**	**10,000.00**	**60.94**	**188.82**	**0.00**	**9,811.18**	**1.89%**
Fund: 220 - LEPC Surplus (Deficit):	**-7,000.00**	**-7,000.00**	**-60.94**	**4,725.24**	**0.00**	**11,725.24**	**-67.50%**
Fund: 221 - Road Sales Tax							
Revenue							
	6,355,375.00	6,355,375.00	592,906.91	4,350,754.97	0.00	-2,004,620.03	68.46%
Revenue Surplus (Deficit):	**6,355,375.00**	**6,355,375.00**	**592,906.91**	**4,350,754.97**	**0.00**	**-2,004,620.03**	**68.46%**
Expense							
610 - Expenses - Other	505,000.00	505,000.00	0.00	165,305.41	0.00	339,694.59	32.73%
800 - Disbursements	6,220,000.00	6,220,000.00	488,192.35	3,158,591.86	0.00	3,061,408.14	50.78%

Department	Original Total Budget	Current Total Budget	Period Activity	Fiscal Activity	Encumbrances	Variance Favorable (Unfavorable)	Percent Used
900 - Transfer out	0.00	0.00	0.00	0.00	0.00	0.00	0.00%
Expense Total:	**6,725,000.00**	**6,725,000.00**	**488,192.35**	**3,323,897.27**	**0.00**	**3,401,102.73**	**49.43%**
Fund: 221 - Road Sales Tax Surplus (Deficit):	**-369,625.00**	**-369,625.00**	**104,714.56**	**1,026,857.70**	**0.00**	**1,396,482.70**	**-277.81%**
Fund: 222 - CART							
Revenue							
	2,513,000.00	2,513,000.00	250,121.99	1,907,432.00	0.00	-605,568.00	75.90%
Revenue Surplus (Deficit):	**2,513,000.00**	**2,513,000.00**	**250,121.99**	**1,907,432.00**	**0.00**	**-605,568.00**	**75.90%**
Expense							
610 - Expenses - Other	712,000.00	712,000.00	67,796.84	539,539.26	0.00	172,460.74	75.78%
800 - Disbursements	1,885,500.00	1,885,500.00	181,123.91	1,379,473.21	0.00	506,026.79	73.16%
Expense Total:	**2,597,500.00**	**2,597,500.00**	**248,920.75**	**1,919,012.47**	**0.00**	**678,487.53**	**73.88%**
Fund: 222 - CART Surplus (Deficit):	**-84,500.00**	**-84,500.00**	**1,201.24**	**-11,580.47**	**0.00**	**72,919.53**	**13.70%**
Fund: 231 - Common I							
Revenue							
	3,452,720.00	3,452,720.00	314,534.89	2,450,775.06	0.00	-1,001,944.94	70.98%
Revenue Surplus (Deficit):	**3,452,720.00**	**3,452,720.00**	**314,534.89**	**2,450,775.06**	**0.00**	**-1,001,944.94**	**70.98%**
Expense							
600 - Expenses - Payroll	1,324,723.00	1,324,723.00	96,077.65	826,030.10	0.00	498,692.90	62.35%
610 - Expenses - Other	2,584,406.00	2,584,406.00	183,899.38	1,644,578.05	234,257.27	705,570.68	72.70%
Expense Total:	**3,909,129.00**	**3,909,129.00**	**279,977.03**	**2,470,608.15**	**234,257.27**	**1,204,263.58**	**69.19%**
Fund: 231 - Common I Surplus (Deficit):	**-456,409.00**	**-456,409.00**	**34,557.86**	**-19,833.09**	**-234,257.27**	**202,318.64**	**55.67%**
Fund: 232 - Common II							
Revenue							
	4,250,349.00	4,250,349.00	320,991.97	2,341,460.08	0.00	-1,908,888.92	55.09%
Revenue Surplus (Deficit):	**4,250,349.00**	**4,250,349.00**	**320,991.97**	**2,341,460.08**	**0.00**	**-1,908,888.92**	**55.09%**
Expense							
600 - Expenses - Payroll	1,117,268.00	1,117,268.00	78,181.19	673,112.89	0.00	444,155.11	60.25%
610 - Expenses - Other	3,437,345.00	3,437,345.00	425,577.16	1,931,056.74	197,867.08	1,308,421.18	61.94%
Expense Total:	**4,554,613.00**	**4,554,613.00**	**503,758.35**	**2,604,169.63**	**197,867.08**	**1,752,576.29**	**61.52%**
Fund: 232 - Common II Surplus (Deficit):	**-304,264.00**	**-304,264.00**	**-182,766.38**	**-262,709.55**	**-197,867.08**	**-156,312.63**	**151.37%**
Fund: 233 - Bridge							
Revenue							
	462,500.00	462,500.00	39,335.50	335,538.30	0.00	-126,961.70	72.55%
Revenue Surplus (Deficit):	**462,500.00**	**462,500.00**	**39,335.50**	**335,538.30**	**0.00**	**-126,961.70**	**72.55%**
Expense							
610 - Expenses - Other	773,996.00	773,996.00	0.00	6,579.65	4,047.50	763,368.85	1.37%

Department	Original Total Budget	Current Total Budget	Period Activity	Fiscal Activity	Encumbrances	Variance Favorable (Unfavorable)	Percent Used
Expense Total:	**773,996.00**	**773,996.00**	**0.00**	**6,579.65**	**4,047.50**	**763,368.85**	**1.37%**
Fund: 233 - Bridge Surplus (Deficit):	**-311,496.00**	**-311,496.00**	**39,335.50**	**328,958.65**	**-4,047.50**	**636,407.15**	**-104.31%**
Fund: 235 - Road & Bridge Capital Requests							
Revenue							
	850,000.00	850,000.00	0.00	1,620,442.09	0.00	770,442.09	190.64%
Revenue Surplus (Deficit):	**850,000.00**	**850,000.00**	**0.00**	**1,620,442.09**	**0.00**	**770,442.09**	**190.64%**
Expense							
610 - Expenses - Other	7,121,775.00	7,121,775.00	0.00	1,925,479.83	193,455.07	5,002,840.10	29.75%
800 - Disbursements	25,000.00	25,000.00	0.00	0.00	0.00	25,000.00	0.00%
Expense Total:	**7,146,775.00**	**7,146,775.00**	**0.00**	**1,925,479.83**	**193,455.07**	**5,027,840.10**	**29.65%**
Fund: 235 - Road & Bridge Capital Requests Surplus (Deficit):	**-6,296,775.00**	**-6,296,775.00**	**0.00**	**-305,037.74**	**-193,455.07**	**5,798,282.19**	**7.92%**
Fund: 241 - Assessment							
Revenue							
	1,379,685.00	1,379,685.00	113,970.17	1,297,539.49	0.00	-82,145.51	94.05%
Revenue Surplus (Deficit):	**1,379,685.00**	**1,379,685.00**	**113,970.17**	**1,297,539.49**	**0.00**	**-82,145.51**	**94.05%**
Expense							
600 - Expenses - Payroll	1,205,669.00	1,205,669.00	77,533.23	657,765.44	0.00	547,903.56	54.56%
610 - Expenses - Other	621,100.00	621,100.00	9,063.28	162,660.82	1,360.98	457,078.20	26.41%
900 - Transfer out	0.00	0.00	0.00	0.00	0.00	0.00	0.00%
Expense Total:	**1,826,769.00**	**1,826,769.00**	**86,596.51**	**820,426.26**	**1,360.98**	**1,004,981.76**	**44.99%**
Fund: 241 - Assessment Surplus (Deficit):	**-447,084.00**	**-447,084.00**	**27,373.66**	**477,113.23**	**-1,360.98**	**922,836.25**	**-106.41%**
Fund: 250 - LEST							
Revenue							
	3,285,000.00	3,285,000.00	316,000.98	2,267,210.93	0.00	-1,017,789.07	69.02%
Revenue Surplus (Deficit):	**3,285,000.00**	**3,285,000.00**	**316,000.98**	**2,267,210.93**	**0.00**	**-1,017,789.07**	**69.02%**
Expense							
700 - Sheriff - Payroll	0.00	0.00	0.00	0.00	0.00	0.00	0.00%
702 - Prosecutor - Payroll	0.00	0.00	0.00	0.00	0.00	0.00	0.00%
710 - Sheriff - Other Expenses	0.00	0.00	0.00	0.00	0.00	0.00	0.00%
720 - Prosecutor - Other Expenses	0.00	0.00	0.00	0.00	0.00	0.00	0.00%
900 - Transfer out	3,612,000.00	3,612,000.00	289,651.45	2,261,850.24	0.00	1,350,149.76	62.62%
Expense Total:	**3,612,000.00**	**3,612,000.00**	**289,651.45**	**2,261,850.24**	**0.00**	**1,350,149.76**	**62.62%**
Fund: 250 - LEST Surplus (Deficit):	**-327,000.00**	**-327,000.00**	**26,349.53**	**5,360.69**	**0.00**	**332,360.69**	**-1.64%**
Fund: 255 - LERF							
Revenue							
	54,500.00	54,500.00	-17,911.25	11,707.79	0.00	-42,792.21	21.48%
Revenue Surplus (Deficit):	**54,500.00**	**54,500.00**	**-17,911.25**	**11,707.79**	**0.00**	**-42,792.21**	**21.48%**

Department	Original Total Budget	Current Total Budget	Period Activity	Fiscal Activity	Encumbrances	Variance Favorable (Unfavorable)	Percent Used
Expense							
610 - Expenses - Other	230,000.00	230,000.00	0.00	11,830.52	0.00	218,169.48	5.14%
Expense Total:	**230,000.00**	**230,000.00**	**0.00**	**11,830.52**	**0.00**	**218,169.48**	**5.14%**
Fund: 255 - LERF Surplus (Deficit):	**-175,500.00**	**-175,500.00**	**-17,911.25**	**-122.73**	**0.00**	**175,377.27**	**0.07%**
Fund: 256 - Building Capital Fund							
Revenue							
	985,000.00	985,000.00	0.00	246,239.47	0.00	-738,760.53	25.00%
Revenue Surplus (Deficit):	**985,000.00**	**985,000.00**	**0.00**	**246,239.47**	**0.00**	**-738,760.53**	**25.00%**
Expense							
610 - Expenses - Other	3,000,000.00	3,000,000.00	764,871.34	1,804,424.06	566,389.66	629,186.28	79.03%
Expense Total:	**3,000,000.00**	**3,000,000.00**	**764,871.34**	**1,804,424.06**	**566,389.66**	**629,186.28**	**79.03%**
Fund: 256 - Building Capital Fund Surplus (Deficit):	**-2,015,000.00**	**-2,015,000.00**	**-764,871.34**	**-1,558,184.59**	**-566,389.66**	**-109,574.25**	**105.44%**
Fund: 260 - P.A. Training							
Revenue							
	7,950.00	7,950.00	595.50	6,120.21	0.00	-1,829.79	76.98%
Revenue Surplus (Deficit):	**7,950.00**	**7,950.00**	**595.50**	**6,120.21**	**0.00**	**-1,829.79**	**76.98%**
Expense							
610 - Expenses - Other	12,000.00	12,000.00	1,250.00	4,385.96	592.00	7,022.04	41.48%
Expense Total:	**12,000.00**	**12,000.00**	**1,250.00**	**4,385.96**	**592.00**	**7,022.04**	**41.48%**
Fund: 260 - P.A. Training Surplus (Deficit):	**-4,050.00**	**-4,050.00**	**-654.50**	**1,734.25**	**-592.00**	**5,192.25**	**-28.20%**
Fund: 265 - Delinquent Taxes							
Revenue							
	8,750.00	8,750.00	6,293.92	10,200.27	0.00	1,450.27	116.57%
Revenue Surplus (Deficit):	**8,750.00**	**8,750.00**	**6,293.92**	**10,200.27**	**0.00**	**1,450.27**	**116.57%**
Expense							
610 - Expenses - Other	8,000.00	8,000.00	209.12	2,616.30	0.00	5,383.70	32.70%
Expense Total:	**8,000.00**	**8,000.00**	**209.12**	**2,616.30**	**0.00**	**5,383.70**	**32.70%**
Fund: 265 - Delinquent Taxes Surplus (Deficit):	**750.00**	**750.00**	**6,084.80**	**7,583.97**	**0.00**	**6,833.97**	**1,011.20%**
Fund: 268 - Adm. Handling Cost							
Revenue							
	398,185.00	398,185.00	13,520.89	236,136.51	0.00	-162,048.49	59.30%
Revenue Surplus (Deficit):	**398,185.00**	**398,185.00**	**13,520.89**	**236,136.51**	**0.00**	**-162,048.49**	**59.30%**
Expense							
610 - Expenses - Other	425,185.00	425,185.00	13,070.89	231,342.51	0.00	193,842.49	54.41%
Expense Total:	**425,185.00**	**425,185.00**	**13,070.89**	**231,342.51**	**0.00**	**193,842.49**	**54.41%**
Fund: 268 - Adm. Handling Cost Surplus (Deficit):	**-27,000.00**	**-27,000.00**	**450.00**	**4,794.00**	**0.00**	**31,794.00**	**-17.76%**

Department	Original Total Budget	Current Total Budget	Period Activity	Fiscal Activity	Encumbrances	Variance Favorable (Unfavorable)	Percent Used
Fund: 269 - Law Library							
Revenue							
	53,500.00	53,500.00	0.00	37,055.00	0.00	-16,445.00	69.26%
Revenue Surplus (Deficit):	**53,500.00**	**53,500.00**	**0.00**	**37,055.00**	**0.00**	**-16,445.00**	**69.26%**
Expense							
610 - Expenses - Other	100,000.00	100,000.00	0.00	24,469.49	0.00	75,530.51	24.47%
Expense Total:	**100,000.00**	**100,000.00**	**0.00**	**24,469.49**	**0.00**	**75,530.51**	**24.47%**
Fund: 269 - Law Library Surplus (Deficit):	**-46,500.00**	**-46,500.00**	**0.00**	**12,585.51**	**0.00**	**59,085.51**	**-27.07%**
Fund: 271 - Record Retention							
Revenue							
	37,760.00	37,760.00	3,235.00	29,346.93	0.00	-8,413.07	77.72%
Revenue Surplus (Deficit):	**37,760.00**	**37,760.00**	**3,235.00**	**29,346.93**	**0.00**	**-8,413.07**	**77.72%**
Expense							
610 - Expenses - Other	82,000.00	82,000.00	0.00	18,605.03	0.00	63,394.97	22.69%
Expense Total:	**82,000.00**	**82,000.00**	**0.00**	**18,605.03**	**0.00**	**63,394.97**	**22.69%**
Fund: 271 - Record Retention Surplus (Deficit):	**-44,240.00**	**-44,240.00**	**3,235.00**	**10,741.90**	**0.00**	**54,981.90**	**-24.28%**
Fund: 272 - Record Technology							
Revenue							
	154,265.00	154,265.00	11,478.55	109,492.17	0.00	-44,772.83	70.98%
Revenue Surplus (Deficit):	**154,265.00**	**154,265.00**	**11,478.55**	**109,492.17**	**0.00**	**-44,772.83**	**70.98%**
Expense							
610 - Expenses - Other	142,000.00	142,000.00	807.44	21,212.20	862.87	119,924.93	15.55%
Expense Total:	**142,000.00**	**142,000.00**	**807.44**	**21,212.20**	**862.87**	**119,924.93**	**15.55%**
Fund: 272 - Record Technology Surplus (Deficit):	**12,265.00**	**12,265.00**	**10,671.11**	**88,279.97**	**-862.87**	**75,152.10**	**712.74%**
Fund: 275 - Tax Maintenance							
Revenue							
	191,300.00	191,300.00	0.00	170,104.37	0.00	-21,195.63	88.92%
Revenue Surplus (Deficit):	**191,300.00**	**191,300.00**	**0.00**	**170,104.37**	**0.00**	**-21,195.63**	**88.92%**
Expense							
610 - Expenses - Other	190,000.00	190,000.00	0.00	53,830.51	0.00	136,169.49	28.33%
Expense Total:	**190,000.00**	**190,000.00**	**0.00**	**53,830.51**	**0.00**	**136,169.49**	**28.33%**
Fund: 275 - Tax Maintenance Surplus (Deficit):	**1,300.00**	**1,300.00**	**0.00**	**116,273.86**	**0.00**	**114,973.86**	**8,944.14%**
Fund: 280 - Building Inspection							
Revenue							
	345,000.00	345,000.00	29,349.05	367,325.28	0.00	22,325.28	106.47%
Revenue Surplus (Deficit):	**345,000.00**	**345,000.00**	**29,349.05**	**367,325.28**	**0.00**	**22,325.28**	**106.47%**

Department	Original Total Budget	Current Total Budget	Period Activity	Fiscal Activity	Encumbrances	Variance Favorable (Unfavorable)	Percent Used
Expense							
600 - Expenses - Payroll	266,633.00	266,633.00	18,732.45	159,615.02	0.00	107,017.98	59.86%
610 - Expenses - Other	559,050.00	559,050.00	1,123.97	84,765.59	13,818.74	460,465.67	17.63%
900 - Transfer out	0.00	0.00	0.00	0.00	0.00	0.00	0.00%
Expense Total:	**825,683.00**	**825,683.00**	**19,856.42**	**244,380.61**	**13,818.74**	**567,483.65**	**31.27%**
Fund: 280 - Building Inspection Surplus (Deficit):	**-480,683.00**	**-480,683.00**	**9,492.63**	**122,944.67**	**-13,818.74**	**589,808.93**	**-22.70%**
Fund: 285 - County Elections							
Revenue							
	336,000.00	336,000.00	0.00	207,234.59	0.00	-128,765.41	61.68%
Revenue Surplus (Deficit):	**336,000.00**	**336,000.00**	**0.00**	**207,234.59**	**0.00**	**-128,765.41**	**61.68%**
Expense							
610 - Expenses - Other	334,000.00	334,000.00	0.00	99,016.42	0.00	234,983.58	29.65%
900 - Transfer out	0.00	0.00	0.00	24,717.76	0.00	-24,717.76	0.00%
Expense Total:	**334,000.00**	**334,000.00**	**0.00**	**123,734.18**	**0.00**	**210,265.82**	**37.05%**
Fund: 285 - County Elections Surplus (Deficit):	**2,000.00**	**2,000.00**	**0.00**	**83,500.41**	**0.00**	**81,500.41**	**4,175.02%**
Fund: 288 - Elections 5%							
Revenue							
	42,500.00	42,500.00	0.00	23,410.83	0.00	-19,089.17	55.08%
Revenue Surplus (Deficit):	**42,500.00**	**42,500.00**	**0.00**	**23,410.83**	**0.00**	**-19,089.17**	**55.08%**
Expense							
610 - Expenses - Other	80,450.00	80,450.00	100.00	1,312.51	0.00	79,137.49	1.63%
Expense Total:	**80,450.00**	**80,450.00**	**100.00**	**1,312.51**	**0.00**	**79,137.49**	**1.63%**
Fund: 288 - Elections 5% Surplus (Deficit):	**-37,950.00**	**-37,950.00**	**-100.00**	**22,098.32**	**0.00**	**60,048.32**	**-58.23%**
Fund: 289 - HAVA							
Revenue							
	83,300.00	83,300.00	0.00	54,416.24	0.00	-28,883.76	65.33%
Revenue Surplus (Deficit):	**83,300.00**	**83,300.00**	**0.00**	**54,416.24**	**0.00**	**-28,883.76**	**65.33%**
Expense							
610 - Expenses - Other	82,500.00	82,500.00	0.00	13,737.20	0.00	68,762.80	16.65%
Expense Total:	**82,500.00**	**82,500.00**	**0.00**	**13,737.20**	**0.00**	**68,762.80**	**16.65%**
Fund: 289 - HAVA Surplus (Deficit):	**800.00**	**800.00**	**0.00**	**40,679.04**	**0.00**	**39,879.04**	**5,084.88%**
Fund: 420 - Stone Hollow NID							
Revenue							
	22,000.00	22,000.00	0.00	19,107.65	0.00	-2,892.35	86.85%
Revenue Surplus (Deficit):	**22,000.00**	**22,000.00**	**0.00**	**19,107.65**	**0.00**	**-2,892.35**	**86.85%**
Expense							
610 - Expenses - Other	21,963.00	21,963.00	0.00	19,464.10	0.00	2,498.90	88.62%

Department	Original Total Budget	Current Total Budget	Period Activity	Fiscal Activity	Encumbrances	Variance Favorable (Unfavorable)	Percent Used
900 - Transfer out	0.00	0.00	0.00	0.00	0.00	0.00	0.00%
Expense Total:	**21,963.00**	**21,963.00**	**0.00**	**19,464.10**	**0.00**	**2,498.90**	**88.62%**
Fund: 420 - Stone Hollow NID Surplus (Deficit):	**37.00**	**37.00**	**0.00**	**-356.45**	**0.00**	**-393.45**	**-963.38%**
Fund: 430 - River Downs West NID							
Revenue							
	44,300.00	44,300.00	0.00	41,307.84	0.00	-2,992.16	93.25%
Revenue Surplus (Deficit):	**44,300.00**	**44,300.00**	**0.00**	**41,307.84**	**0.00**	**-2,992.16**	**93.25%**
Expense							
610 - Expenses - Other	43,675.00	43,675.00	0.00	43,675.65	0.00	-0.65	100.00%
Expense Total:	**43,675.00**	**43,675.00**	**0.00**	**43,675.65**	**0.00**	**-0.65**	**100.00%**
Fund: 430 - River Downs West NID Surplus (Deficit):	**625.00**	**625.00**	**0.00**	**-2,367.81**	**0.00**	**-2,992.81**	**-378.85%**
Fund: 455 - 2017 Bond Debt Svc Fund - Judicial Expansion							
Revenue							
	627,075.00	627,075.00	0.00	532,787.94	0.00	-94,287.06	84.96%
Revenue Surplus (Deficit):	**627,075.00**	**627,075.00**	**0.00**	**532,787.94**	**0.00**	**-94,287.06**	**84.96%**
Expense							
610 - Expenses - Other	627,075.00	627,075.00	0.00	532,799.97	0.00	94,275.03	84.97%
900 - Transfer out	0.00	0.00	0.00	0.00	0.00	0.00	0.00%
Expense Total:	**627,075.00**	**627,075.00**	**0.00**	**532,799.97**	**0.00**	**94,275.03**	**84.97%**
Fund: 455 - 2017 Bond Debt Svc Fund - Judicial Expansion Surplus (Deficit):	**0.00**	**0.00**	**0.00**	**-12.03**	**0.00**	**-12.03**	**0.00%**
Fund: 560 - ARPA Funds							
Revenue							
	65,000.00	65,000.00	1,215.69	45,125.26	0.00	-19,874.74	69.42%
Revenue Surplus (Deficit):	**65,000.00**	**65,000.00**	**1,215.69**	**45,125.26**	**0.00**	**-19,874.74**	**69.42%**
Expense							
610 - Expenses - Other	565,212.74	565,212.74	38,306.84	407,894.10	203,877.06	-46,558.42	108.24%
900 - Transfer out	191,600.00	191,600.00	0.00	0.00	0.00	191,600.00	0.00%
Expense Total:	**756,812.74**	**756,812.74**	**38,306.84**	**407,894.10**	**203,877.06**	**145,041.58**	**80.84%**
Fund: 560 - ARPA Funds Surplus (Deficit):	**-691,812.74**	**-691,812.74**	**-37,091.15**	**-362,768.84**	**-203,877.06**	**125,166.84**	**81.91%**
Report Surplus (Deficit):	**-17,744,870.74**	**-17,791,054.09**	**-848,057.82**	**-371,756.28**	**-1,941,461.60**	**15,477,836.21**	**13.00%**

Fund Summary

Fund	Original Total Budget	Current Total Budget	Period Activity	Fiscal Activity	Encumbrances	Variance Favorable (Unfavorable)
101 - Christian County General Fi	-3,827,259.00	-3,873,442.35	-502,799.63	1,620,470.46	-520,703.19	4,973,209.62
201 - Co. Law Enforcement	-1,590,000.00	-1,590,000.00	393,455.85	-1,852,021.72	0.00	-262,021.72
205 - Federal Forfeiture I	-84,500.00	-84,500.00	0.00	-15,409.29	0.00	69,090.71
208 - Law Enforcement Training	-800.00	-800.00	466.00	3,963.75	-640.00	4,123.75
210 - Civil Process	-51,500.00	-51,500.00	-1,087.26	18,444.01	-3,590.18	66,353.83
212 - Inmate Prisoner Detainee S	2,750.00	2,750.00	1,117.96	11,480.15	0.00	8,730.15
215 - Sheriff's Conceal Carry	-84,450.00	-84,450.00	778.93	10,058.25	0.00	94,508.25
219 - Family Violence	0.00	0.00	0.00	0.00	0.00	0.00
220 - LEPC	-7,000.00	-7,000.00	-60.94	4,725.24	0.00	11,725.24
221 - Road Sales Tax	-369,625.00	-369,625.00	104,714.56	1,026,857.70	0.00	1,396,482.70
222 - CART	-84,500.00	-84,500.00	1,201.24	-11,580.47	0.00	72,919.53
231 - Common I	-456,409.00	-456,409.00	34,557.86	-19,833.09	-234,257.27	202,318.64
232 - Common II	-304,264.00	-304,264.00	-182,766.38	-262,709.55	-197,867.08	-156,312.63
233 - Bridge	-311,496.00	-311,496.00	39,335.50	328,958.65	-4,047.50	636,407.15
235 - Road & Bridge Capital Requ	-6,296,775.00	-6,296,775.00	0.00	-305,037.74	-193,455.07	5,798,282.19
241 - Assessment	-447,084.00	-447,084.00	27,373.66	477,113.23	-1,360.98	922,836.25
250 - LEST	-327,000.00	-327,000.00	26,349.53	5,360.69	0.00	332,360.69
255 - LERF	-175,500.00	-175,500.00	-17,911.25	-122.73	0.00	175,377.27
256 - Building Capital Fund	-2,015,000.00	-2,015,000.00	-764,871.34	-1,558,184.59	-566,389.66	-109,574.25
260 - P.A. Training	-4,050.00	-4,050.00	-654.50	1,734.25	-592.00	5,192.25
265 - Delinquent Taxes	750.00	750.00	6,084.80	7,583.97	0.00	6,833.97
268 - Adm. Handling Cost	-27,000.00	-27,000.00	450.00	4,794.00	0.00	31,794.00
269 - Law Library	-46,500.00	-46,500.00	0.00	12,585.51	0.00	59,085.51
271 - Record Retention	-44,240.00	-44,240.00	3,235.00	10,741.90	0.00	54,981.90
272 - Record Technology	12,265.00	12,265.00	10,671.11	88,279.97	-862.87	75,152.10
275 - Tax Maintenance	1,300.00	1,300.00	0.00	116,273.86	0.00	114,973.86
280 - Building Inspection	-480,683.00	-480,683.00	9,492.63	122,944.67	-13,818.74	589,808.93
285 - County Elections	2,000.00	2,000.00	0.00	83,500.41	0.00	81,500.41
288 - Elections 5%	-37,950.00	-37,950.00	-100.00	22,098.32	0.00	60,048.32
289 - HAVA	800.00	800.00	0.00	40,679.04	0.00	39,879.04
420 - Stone Hollow NID	37.00	37.00	0.00	-356.45	0.00	-393.45
430 - River Downs West NID	625.00	625.00	0.00	-2,367.81	0.00	-2,992.81
455 - 2017 Bond Debt Svc Fund -	0.00	0.00	0.00	-12.03	0.00	-12.03
560 - ARPA Funds	-691,812.74	-691,812.74	-37,091.15	-362,768.84	-203,877.06	125,166.84
Report Surplus (Deficit):	**-17,744,870.74**	**-17,791,054.09**	**-848,057.82**	**-371,756.28**	**-1,941,461.60**	**15,477,836.21**

Christian County, MO

Prior-Year Comparative Income Statement

Account Summary

For the Period Ending 08/31/2026

		2025 Aug. Activity	2026 Aug. Activity	Aug. Variance Favorable / (Unfavorable)	Variance %	2025 YTD Activity	2026 YTD Activity	YTD Variance Favorable / (Unfavorable)	Variance %
Fund: 101 - Christian County General Fund									
Revenue									
101-41100	Property Tax	4,057.27	4,759.97	702.70	17.32%	709,842.85	761,947.14	52,104.29	7.34%
101-41119	Surtax	0.00	0.00	0.00	0.00%	73,632.25	76,647.07	3,014.82	4.09%
101-41175	Cable Franchise Fees	0.00	0.00	0.00	0.00%	34,180.61	29,864.79	-4,315.82	-12.63%
101-41310	Sales Tax	526,749.44	590,409.44	63,660.00	12.09%	4,010,010.77	4,235,179.02	225,168.25	5.62%
101-41311	Marijuana Sales Tax	25,301.82	0.00	-25,301.82	-100.00%	209,248.46	-436,551.56	-645,800.02	-308.63%
101-41630	Financial Institution Tax	0.00	0.00	0.00	0.00%	0.00	1,864.80	1,864.80	0.00%
101-41631	Interest on Financial Inst Tax	0.00	0.00	0.00	0.00%	88.91	225.94	137.03	154.12%
101-41910	Delinquent Tax Fees	250.00	393.93	143.93	57.57%	5,995.34	3,837.84	-2,157.50	-35.99%
101-42290	County Clerk Fees	6,037.72	5,420.02	-617.70	-10.23%	45,086.70	40,303.21	-4,783.49	-10.61%
101-43111	HIDTA Grant	475.59	553.40	77.81	16.36%	5,526.62	13,900.14	8,373.52	151.51%
101-43300	Payments in Lieu of Tax	0.00	0.00	0.00	0.00%	148,882.00	155,707.00	6,825.00	4.58%
101-43411	Miscellaneous Grants	0.00	0.00	0.00	0.00%	379,903.94	48,754.58	-331,149.36	-87.17%
101-43413	Miscellaneous Grants - Sheriff	4,093.54	3,880.86	-212.68	-5.20%	294,342.69	245,221.77	-49,120.92	-16.69%
101-43414	VOCA Grant	14,698.15	20,736.98	6,038.83	41.09%	92,774.56	85,236.37	-7,538.19	-8.13%
101-43415	HB 224 Grant	0.00	0.00	0.00	0.00%	10,298.83	74,073.04	63,774.21	619.24%
101-43417	Emergency Management Grants	0.00	0.00	0.00	0.00%	89,520.72	0.00	-89,520.72	-100.00%
101-43419	STOP Grant	13,379.04	0.00	-13,379.04	-100.00%	36,586.92	8,167.09	-28,419.83	-77.68%
101-43421	Juvenile Grant	0.00	224.75	224.75	0.00%	59,583.80	99,329.09	39,745.29	66.70%
101-43610	Election Cost Reimbursement	2,564.06	0.00	-2,564.06	-100.00%	6,118.12	7,652.46	1,534.34	25.08%
101-44110	Associate Division I Fees	6.70	0.00	-6.70	-100.00%	182.10	20.00	-162.10	-89.02%
101-44111	Circuit Clerk Fees	9,141.44	9,205.06	63.62	0.70%	83,176.74	81,090.11	-2,086.63	-2.51%
101-44115	Associate Division II Fees	63.00	0.00	-63.00	-100.00%	63.00	291.00	228.00	361.90%
101-44119	Public Administrator Fees	2,502.50	665.00	-1,837.50	-73.43%	25,807.50	8,837.00	-16,970.50	-65.76%
101-44120	Recorder of Deeds Fees	34,580.75	35,762.50	1,181.75	3.42%	239,314.39	275,862.75	36,548.36	15.27%
101-44130	Planning & Development Fees	6,660.00	3,935.02	-2,724.98	-40.92%	35,346.33	38,655.02	3,308.69	9.36%
101-44194	Collector Commissions & Fees	18,486.95	21,512.70	3,025.75	16.37%	1,158,520.91	1,236,209.55	77,688.64	6.71%
101-44224	Fees for HB 2224	2,380.00	2,989.50	609.50	25.61%	18,218.50	21,771.50	3,553.00	19.50%
101-44232	Inmate Medical Fees	0.00	0.00	0.00	0.00%	0.00	3,776.61	3,776.61	0.00%
101-44233	Prisoner Board	886.50	150.55	-735.95	-83.02%	6,065.58	23,029.90	16,964.32	279.68%
101-44235	Criminal Costs	-1,764.00	0.00	1,764.00	100.00%	92,706.76	530,267.43	437,560.67	471.98%
101-44236	Prisoner INS	0.00	2,194.68	2,194.68	0.00%	837,286.72	944,051.65	106,764.93	12.75%
101-44290	Sheriff's Fees	768.50	727.00	-41.50	-5.40%	5,388.00	6,550.00	1,162.00	21.57%
101-44291	Sheriff Retirement Fees	0.00	640.00	640.00	0.00%	0.00	9,145.00	9,145.00	0.00%
101-44413	Recycle	519.71	0.00	-519.71	-100.00%	4,241.61	1,293.15	-2,948.46	-69.51%

		2025 Aug. Activity	2026 Aug. Activity	Aug. Variance Favorable / (Unfavorable)	Variance %	2025 YTD Activity	2026 YTD Activity	YTD Variance Favorable / (Unfavorable)	Variance %
101-44631	Child Support Reimbursement	0.00	66.09	66.09	0.00%	1,667.77	452.28	-1,215.49	-72.88%
101-45110	Opioid Settlement - Unrestricted	13,795.77	8,195.22	-5,600.55	-40.60%	25,173.20	16,972.83	-8,200.37	-32.58%
101-45111	Opioid Settlement - Restricted	78,175.99	46,439.57	-31,736.42	-40.60%	142,648.10	96,179.29	-46,468.81	-32.58%
101-46611	Interest	18,267.39	2,799.90	-15,467.49	-84.67%	320,675.59	272,906.52	-47,769.07	-14.90%
101-47111	K-9 Unit Donation	0.00	0.00	0.00	0.00%	1,200.00	0.00	-1,200.00	-100.00%
101-48100	Rent	13,800.00	0.00	-13,800.00	-100.00%	27,600.00	0.00	-27,600.00	-100.00%
101-48102	Expense Reimbursement	1,403.23	6,405.77	5,002.54	356.50%	8,981.49	23,184.37	14,202.88	158.14%
101-48103	LAGERS - Health Department	7,646.62	7,159.04	-487.58	-6.38%	55,956.34	65,034.65	9,078.31	16.22%
101-48104	School Contract - SHF	144.00	0.00	-144.00	-100.00%	69,570.54	34,713.27	-34,857.27	-50.10%
101-48105	Expense Reimbursement-SHF	0.00	2,450.00	2,450.00	0.00%	15,339.73	16,767.66	1,427.93	9.31%
101-48106	287(g) Reimbursement - SHF	0.00	210,000.00	210,000.00	0.00%	0.00	453,796.00	453,796.00	0.00%
101-48200	PHONE/VENDING COMMISSIONS	14,554.99	5,420.86	-9,134.13	-62.76%	109,107.26	67,957.47	-41,149.79	-37.71%
101-48310	Sale of Assets	0.00	0.00	0.00	0.00%	17,439.31	617.78	-16,821.53	-96.46%
101-49201	Transfer In - Cole Reimbursement	760,431.97	0.00	-760,431.97	-100.00%	4,373,391.89	4,104,939.64	-268,452.25	-6.14%
101-49250	TRANSFERS IN - LEST Reimbursement	265,876.45	192,649.81	-73,226.64	-27.54%	2,244,498.94	2,164,848.60	-79,650.34	-3.55%
101-49475	Collector TMF Overage	0.00	0.00	0.00	0.00%	20,000.00	20,000.00	0.00	0.00%
	Revenue Total:	**1,845,935.09**	**1,185,747.62**	**-660,187.47**	**-35.76%**	**16,151,192.39**	**15,970,580.82**	**-180,611.57**	**-1.12%**
Expense									
Department: 010 - Commission									
101-010-51110	Salary Elected Official - COMMISSION	17,912.08	18,449.46	-537.38	-3.00%	152,252.68	156,820.41	-4,567.73	-3.00%
101-010-51120	Salary Other - COMMISSION	16,892.56	4,613.93	12,278.63	72.69%	47,964.39	48,362.31	-397.92	-0.83%
101-010-51210	Health Insurance	2,283.52	2,550.02	-266.50	-11.67%	11,118.93	21,671.70	-10,552.77	-94.91%
101-010-51220	FICA	2,642.96	1,738.86	904.10	34.21%	15,238.03	15,479.97	-241.94	-1.59%
101-010-51230	Lagers	3,207.34	2,813.75	393.59	12.27%	17,240.41	24,047.04	-6,806.63	-39.48%
101-010-51250	Unemployment Insurance	0.00	0.00	0.00	0.00%	25.08	34.05	-8.97	-35.77%
101-010-51260	Workers' Compensation	610.61	36.60	574.01	94.01%	610.61	303.24	307.37	50.34%
101-010-52432	Computer Software Maintenance	0.00	280.00	-280.00	0.00%	0.00	2,240.00	-2,240.00	0.00%
101-010-52435	Vehicle Maintenance & Repair	0.00	0.00	0.00	0.00%	33.23	0.00	33.23	100.00%
101-010-52500	Dues	0.00	300.00	-300.00	0.00%	50,110.00	41,500.00	8,610.00	17.18%
101-010-52530	Phone	283.62	236.92	46.70	16.47%	2,045.32	2,024.90	20.42	1.00%
101-010-52580	Mileage	308.00	176.32	131.68	42.75%	1,214.90	850.57	364.33	29.99%
101-010-52590	Training	0.00	400.00	-400.00	0.00%	2,567.18	2,505.60	61.58	2.40%
101-010-53600	Office Expense	221.66	169.57	52.09	23.50%	3,820.78	2,885.12	935.66	24.49%
101-010-53605	Postage	87.42	361.07	-273.65	-313.03%	4,447.31	1,277.21	3,170.10	71.28%
101-010-53618	Small Equipment	0.00	0.00	0.00	0.00%	1,977.97	0.00	1,977.97	100.00%
101-010-53626	Fuel Expense	0.00	0.00	0.00	0.00%	0.00	368.27	-368.27	0.00%
	Department 010 - Commission Total:	**44,449.77**	**32,126.50**	**12,323.27**	**27.72%**	**310,666.82**	**320,370.39**	**-9,703.57**	**-3.12%**
Department: 020 - County Clerk									
101-020-51110	Salary Elected Official - COUNTY CLER	6,104.48	6,287.62	-183.14	-3.00%	51,888.08	53,444.77	-1,556.69	-3.00%
101-020-51120	Salary Other - COUNTY CLERK OTHER	9,732.20	5,498.88	4,233.32	43.50%	73,146.04	48,118.58	25,027.46	34.22%
101-020-51210	Health Insurance	2,153.04	1,804.62	348.42	16.18%	15,347.18	17,810.87	-2,463.69	-16.05%

		2025 Aug. Activity	2026 Aug. Activity	Aug. Variance Favorable / (Unfavorable)	Variance %	2025 YTD Activity	2026 YTD Activity	YTD Variance Favorable / (Unfavorable)	Variance %
101-020-51220	FICA	1,195.90	890.57	305.33	25.53%	9,447.01	7,669.21	1,777.80	18.82%
101-020-51230	Lagers	1,541.41	1,429.14	112.27	7.28%	12,619.07	12,381.94	237.13	1.88%
101-020-51250	Unemployment Insurance	0.00	0.12	-0.12	0.00%	70.42	31.89	38.53	54.71%
101-020-51260	Workers' Compensation	220.50	16.34	204.16	92.59%	220.50	788.28	-567.78	-257.50%
101-020-52432	Software Maintenance & Licenses	0.00	302.50	-302.50	0.00%	8,680.35	6,073.70	2,606.65	30.03%
101-020-52500	Dues	0.00	0.00	0.00	0.00%	1,050.00	1,150.00	-100.00	-9.52%
101-020-52530	Phone	144.48	105.24	39.24	27.16%	1,149.95	841.80	308.15	26.80%
101-020-52580	Mileage	0.00	0.00	0.00	0.00%	114.52	0.00	114.52	100.00%
101-020-52590	Training	0.00	280.00	-280.00	0.00%	2,115.74	2,376.00	-260.26	-12.30%
101-020-53600	Office Expense	658.19	330.47	327.72	49.79%	2,343.94	2,368.16	-24.22	-1.03%
101-020-53605	Postage	56.12	95.08	-38.96	-69.42%	416.86	328.86	88.00	21.11%
101-020-53618	Small Equipment	0.00	0.00	0.00	0.00%	839.99	0.00	839.99	100.00%
	Department 020 - County Clerk Total:	**21,806.32**	**17,040.58**	**4,765.74**	**21.85%**	**179,449.65**	**153,384.06**	**26,065.59**	**14.53%**
Department: 030 - Elections									
101-030-51120	Salary Other - ELECTION	7,039.84	8,607.93	-1,568.09	-22.27%	57,922.59	63,522.90	-5,600.31	-9.67%
101-030-51210	Health Insurance	1,109.28	1,333.86	-224.58	-20.25%	9,120.22	12,397.00	-3,276.78	-35.93%
101-030-51220	FICA	530.13	654.25	-124.12	-23.41%	4,362.60	4,820.84	-458.24	-10.50%
101-030-51230	Lagers	844.77	740.88	103.89	12.30%	6,950.68	6,610.61	340.07	4.89%
101-030-51250	Unemployment Insurance	0.00	3.75	-3.75	0.00%	54.99	47.35	7.64	13.89%
101-030-51260	Workers' Compensation	295.37	15.03	280.34	94.91%	295.37	131.59	163.78	55.45%
101-030-52312	Canvassing	1,080.00	1,130.00	-50.00	-4.63%	4,023.93	6,118.60	-2,094.67	-52.06%
101-030-52432	Software Maintenance & Licenses	0.00	0.00	0.00	0.00%	777.00	150.00	627.00	80.69%
101-030-52530	Phone	144.48	105.24	39.24	27.16%	1,149.95	841.80	308.15	26.80%
101-030-53600	Office Expense	312.54	234.47	78.07	24.98%	2,958.15	2,829.96	128.19	4.33%
101-030-53605	Postage	472.65	538.10	-65.45	-13.85%	7,873.11	4,713.19	3,159.92	40.14%
101-030-53618	Small Equipment	0.00	0.00	0.00	0.00%	500.00	0.00	500.00	100.00%
	Department 030 - Elections Total:	**11,829.06**	**13,363.51**	**-1,534.45**	**-12.97%**	**95,988.59**	**102,183.84**	**-6,195.25**	**-6.45%**
Department: 040 - Facilities Management									
101-040-51120	Salary Other - CUSTODIAN	19,740.63	21,338.89	-1,598.26	-8.10%	176,951.26	179,699.47	-2,748.21	-1.55%
101-040-51210	Health Insurance	2,296.43	4,707.72	-2,411.29	-105.00%	21,326.63	40,015.62	-18,688.99	-87.63%
101-040-51220	FICA	1,456.31	1,561.07	-104.76	-7.19%	13,124.28	13,140.56	-16.28	-0.12%
101-040-51230	Lagers	2,368.89	2,603.34	-234.45	-9.90%	21,234.14	21,923.30	-689.16	-3.25%
101-040-51250	Unemployment Insurance	0.00	0.00	0.00	0.00%	150.54	95.05	55.49	36.86%
101-040-51260	Workers' Compensation	566.44	743.85	-177.41	-31.32%	566.44	5,574.77	-5,008.33	-884.18%
101-040-51270	Uniforms	129.24	120.32	8.92	6.90%	1,322.39	1,244.79	77.60	5.87%
101-040-52410	Utilities	39,260.63	45,324.76	-6,064.13	-15.45%	300,369.50	326,536.50	-26,167.00	-8.71%
101-040-52430	Repairs & Maintenance Equipment	2,096.26	391.97	1,704.29	81.30%	8,376.68	10,912.17	-2,535.49	-30.27%
101-040-52435	Vehicle Maintenance & Repair	0.00	0.00	0.00	0.00%	2,463.08	4,864.11	-2,401.03	-97.48%
101-040-52438	Building Repairs & Maintenance	9,621.08	33,429.79	-23,808.71	-247.46%	128,701.14	166,980.97	-38,279.83	-29.74%
101-040-52439	Elevator Maintenance	1,957.02	2,023.40	-66.38	-3.39%	13,724.14	16,187.20	-2,463.06	-17.95%
101-040-52530	Phone	40.44	37.45	2.99	7.39%	476.89	849.79	-372.90	-78.19%

		2025 Aug. Activity	2026 Aug. Activity	Aug. Variance Favorable / (Unfavorable)	Variance %	2025 YTD Activity	2026 YTD Activity	YTD Variance Favorable / (Unfavorable)	Variance %
101-040-53600	Office Expense	24.37	94.55	-70.18	-287.98%	697.38	196.46	500.92	71.83%
101-040-53610	Custodian Supplies	2,304.96	1,893.22	411.74	17.86%	18,278.68	14,873.12	3,405.56	18.63%
101-040-53626	Fuel Expense	877.64	1,379.73	-502.09	-57.21%	4,908.54	7,349.18	-2,440.64	-49.72%
101-040-54750	Equipment	997.00	0.00	997.00	100.00%	3,440.39	17,453.80	-14,013.41	-407.32%
	Department 040 - Facilities Management Total:	**83,737.34**	**115,650.06**	**-31,912.72**	**-38.11%**	**716,112.10**	**827,896.86**	**-111,784.76**	**-15.61%**
Department: 050 - Sheriff									
101-050-51110	Salary Elected Official-SHERIFF	10,224.86	10,328.18	-103.32	-1.01%	85,758.85	87,081.79	-1,322.94	-1.54%
101-050-51120	Salary Other-Sheriff	402,684.32	466,686.26	-64,001.94	-15.89%	3,406,936.23	3,928,859.35	-521,923.12	-15.32%
101-050-51210	Health Insurance	42,016.76	69,831.19	-27,814.43	-66.20%	360,093.05	584,386.62	-224,293.57	-62.29%
101-050-51220	FICA	30,712.70	35,426.11	-4,713.41	-15.35%	258,602.02	298,310.69	-39,708.67	-15.36%
101-050-51230	Lagers	42,455.79	52,566.26	-10,110.47	-23.81%	360,661.35	441,994.35	-81,333.00	-22.55%
101-050-51232	Sheriff Retirement Contribution	255.62	1,156.41	-900.79	-352.39%	255.62	13,230.26	-12,974.64	-5,075.75%
101-050-51250	Unemployment Insurance	67.43	45.92	21.51	31.90%	2,826.66	2,013.88	812.78	28.75%
101-050-51260	Workers' Compensation	9,412.39	15,008.36	-5,595.97	-59.45%	9,412.39	122,113.13	-112,700.74	-1,197.37%
101-050-51270	Uniforms	1,182.99	817.71	365.28	30.88%	24,896.93	33,656.63	-8,759.70	-35.18%
101-050-51280	Staff Meals- Jail	2.59	86.98	-84.39	-3,258.30%	1,062.21	362.30	699.91	65.89%
101-050-52300	Legal Fees	0.00	0.00	0.00	0.00%	216.00	0.00	216.00	100.00%
101-050-52331	Inmate Medical	60,972.30	63,289.25	-2,316.95	-3.80%	487,778.40	503,997.05	-16,218.65	-3.33%
101-050-52351	287(g) Grant Expense	0.00	0.00	0.00	0.00%	0.00	172,286.03	-172,286.03	0.00%
101-050-52430	Repairs & Maintenance Equipment	834.53	1,033.00	-198.47	-23.78%	6,540.44	6,255.18	285.26	4.36%
101-050-52435	Vehicle Maintenance & Repair	16,440.29	14,384.12	2,056.17	12.51%	106,815.66	76,085.27	30,730.39	28.77%
101-050-52502	WARRANT, GUARD/TRANSPORT	2,100.00	1,800.00	300.00	14.29%	28,250.00	34,062.37	-5,812.37	-20.57%
101-050-52517	Media Services	0.00	1,250.00	-1,250.00	0.00%	5,000.00	7,500.00	-2,500.00	-50.00%
101-050-52520	Property & Liability Insurance	3,614.00	6,481.34	-2,867.34	-79.34%	363,456.34	303,054.84	60,401.50	16.62%
101-050-52525	Vehicle Insurance	-1,495.00	0.00	-1,495.00	-100.00%	160,321.67	180,371.82	-20,050.15	-12.51%
101-050-52530	Phone	5,424.11	4,503.17	920.94	16.98%	41,148.43	40,252.18	896.25	2.18%
101-050-52590	Training	0.00	0.00	0.00	0.00%	0.00	2,000.00	-2,000.00	0.00%
101-050-53600	Office Expense	1,840.27	1,691.63	148.64	8.08%	22,473.15	24,372.25	-1,899.10	-8.45%
101-050-53605	Postage	141.81	489.39	-347.58	-245.10%	1,546.62	2,049.57	-502.95	-32.52%
101-050-53610	Enforcement Supplies	85.00	1,106.85	-1,021.85	-1,202.18%	13,290.25	12,966.45	323.80	2.44%
101-050-53612	Jail Supplies	216.30	1,448.14	-1,231.84	-569.51%	9,888.19	20,641.22	-10,753.03	-108.75%
101-050-53616	Other Grant Expense	0.00	0.00	0.00	0.00%	429,727.81	19,816.45	409,911.36	95.39%
101-050-53617	Investigative Expense	348.40	345.00	3.40	0.98%	3,054.40	3,509.32	-454.92	-14.89%
101-050-53618	Small Equipment	1,074.88	305.81	769.07	71.55%	23,699.40	27,023.48	-3,324.08	-14.03%
101-050-53626	Fuel Expense	18,644.49	25,532.18	-6,887.69	-36.94%	135,101.50	159,820.97	-24,719.47	-18.30%
101-050-53635	Prisoner Food & Board	55,992.10	70,490.50	-14,498.40	-25.89%	353,598.88	421,494.47	-67,895.59	-19.20%
101-050-54700	Buildings & Building Improvements	0.00	0.00	0.00	0.00%	869,731.79	0.00	869,731.79	100.00%
101-050-54750	Equipment	0.00	0.00	0.00	0.00%	7,824.74	42,438.13	-34,613.39	-442.36%
101-050-54752	Vehicle Purchases	162,121.55	19,796.00	142,325.55	87.79%	201,382.87	209,211.83	-7,828.96	-3.89%
101-050-54755	Computer Hardware	0.00	0.00	0.00	0.00%	6,112.00	0.00	6,112.00	100.00%
101-050-54756	Computer Software	0.00	13,279.95	-13,279.95	0.00%	62,864.71	86,142.75	-23,278.04	-37.03%

		2025 Aug. Activity	2026 Aug. Activity	Aug. Variance Favorable / (Unfavorable)	Variance %	2025 YTD Activity	2026 YTD Activity	YTD Variance Favorable / (Unfavorable)	Variance %
101-050-57509	Fees for HB 2224	2,380.00	2,989.50	-609.50	-25.61%	17,078.50	21,451.50	-4,373.00	-25.61%
	Department 050 - Sheriff Total:	**869,750.48**	**882,169.21**	**-12,418.73**	**-1.43%**	**7,867,407.06**	**7,888,812.13**	**-21,405.07**	**-0.27%**
Department: 060 - Treasurer									
101-060-51110	Salary Elected Official - TREASURER	6,104.48	6,287.62	-183.14	-3.00%	51,888.08	53,444.77	-1,556.69	-3.00%
101-060-51120	Salary Other - TREASURER OTHER	3,031.59	3,111.63	-80.04	-2.64%	28,081.99	26,517.31	1,564.68	5.57%
101-060-51210	Health Insurance	1,087.44	1,569.24	-481.80	-44.31%	8,699.52	13,338.54	-4,639.02	-53.33%
101-060-51220	FICA	640.85	663.03	-22.18	-3.46%	5,653.19	5,641.02	12.17	0.22%
101-060-51230	Lagers	1,096.33	1,146.70	-50.37	-4.59%	8,007.47	9,755.27	-1,747.80	-21.83%
101-060-51250	Unemployment Insurance	0.00	0.00	0.00	0.00%	25.07	15.84	9.23	36.82%
101-060-51260	Workers' Compensation	214.25	15.69	198.56	92.68%	214.25	129.05	85.20	39.77%
101-060-52500	Dues	0.00	0.00	0.00	0.00%	500.00	500.00	0.00	0.00%
101-060-52530	Phone	49.00	104.26	-55.26	-112.78%	343.68	418.79	-75.11	-21.85%
101-060-53600	Office Expense	233.43	77.50	155.93	66.80%	1,722.66	1,651.96	70.70	4.10%
101-060-53605	Postage	164.71	318.90	-154.19	-93.61%	1,190.86	1,406.08	-215.22	-18.07%
101-060-53618	Small Equipment	0.00	673.81	-673.81	0.00%	0.00	673.81	-673.81	0.00%
	Department 060 - Treasurer Total:	**12,622.08**	**13,968.38**	**-1,346.30**	**-10.67%**	**106,326.77**	**113,492.44**	**-7,165.67**	**-6.74%**
Department: 070 - Collector									
101-070-51110	Salary Elected Official - COLLECTOR	6,104.48	6,287.62	-183.14	-3.00%	51,888.08	53,444.77	-1,556.69	-3.00%
101-070-51120	Salary Other - COLLECTOR OTHER	15,696.69	12,826.98	2,869.71	18.28%	125,887.08	121,833.65	4,053.43	3.22%
101-070-51210	Health Insurance	2,174.88	3,923.10	-1,748.22	-80.38%	17,399.04	33,346.35	-15,947.31	-91.66%
101-070-51220	FICA	1,638.45	1,410.79	227.66	13.89%	13,365.07	12,966.46	398.61	2.98%
101-070-51230	Lagers	2,270.64	2,265.67	4.97	0.22%	18,075.61	19,737.91	-1,662.30	-9.20%
101-070-51250	Unemployment Insurance	7.60	0.96	6.64	87.37%	141.44	81.55	59.89	42.34%
101-070-51260	Workers' Compensation	459.51	30.72	428.79	93.31%	459.51	283.55	175.96	38.29%
101-070-52530	Phone	170.86	0.00	170.86	100.00%	1,027.15	612.96	414.19	40.32%
101-070-53605	Postage	197.20	300.39	-103.19	-52.33%	12,204.58	10,264.13	1,940.45	15.90%
	Department 070 - Collector Total:	**28,720.31**	**27,046.23**	**1,674.08**	**5.83%**	**240,447.56**	**252,571.33**	**-12,123.77**	**-5.04%**
Department: 090 - Recorder									
101-090-51110	Salary Elected Official - RECORDER	6,104.48	6,287.62	-183.14	-3.00%	51,888.08	53,444.77	-1,556.69	-3.00%
101-090-51120	Salary Other - RECORDER OTHER	11,275.97	10,926.03	349.94	3.10%	93,600.42	92,770.79	829.63	0.89%
101-090-51210	Health Insurance	2,174.88	3,138.48	-963.60	-44.31%	16,173.13	26,677.08	-10,503.95	-64.95%
101-090-51220	FICA	1,294.74	1,284.29	10.45	0.81%	10,862.32	10,912.61	-50.29	-0.46%
101-090-51230	Lagers	1,836.16	1,944.36	-108.20	-5.89%	15,877.05	16,504.90	-627.85	-3.95%
101-090-51250	Unemployment Insurance	1.11	0.00	1.11	100.00%	107.90	63.35	44.55	41.29%
101-090-51260	Workers' Compensation	397.77	29.41	368.36	92.61%	397.77	235.26	162.51	40.86%
	Department 090 - Recorder Total:	**23,085.11**	**23,610.19**	**-525.08**	**-2.27%**	**188,906.67**	**200,608.76**	**-11,702.09**	**-6.19%**
Department: 110 - Consolidated Courts									
101-110-52302	Guardian Ad Litem Fees	240.00	6,078.80	-5,838.80	-2,432.83%	9,417.10	17,297.32	-7,880.22	-83.68%
101-110-52430	Repairs & Maintenance Equipment	0.00	0.00	0.00	0.00%	1,582.00	557.00	1,025.00	64.79%
101-110-52500	Dues	300.00	200.00	100.00	33.33%	2,203.95	3,228.95	-1,025.00	-46.51%
101-110-52515	Jury Expense	6,613.98	496.88	6,117.10	92.49%	31,457.00	23,755.37	7,701.63	24.48%

		2025 Aug. Activity	2026 Aug. Activity	Aug. Variance Favorable / (Unfavorable)	Variance %	2025 YTD Activity	2026 YTD Activity	YTD Variance Favorable / (Unfavorable)	Variance %
101-110-52517	Pretrial Services	11,538.90	12,991.20	-1,452.30	-12.59%	85,147.45	107,964.10	-22,816.65	-26.80%
101-110-52530	Phone	1,059.53	648.17	411.36	38.82%	8,490.36	5,700.59	2,789.77	32.86%
101-110-52580	Mileage	196.00	99.72	96.28	49.12%	1,567.65	869.37	698.28	44.54%
101-110-52590	Training	1,160.00	1,952.08	-792.08	-68.28%	9,316.31	8,542.59	773.72	8.31%
101-110-53600	Office Expense	10,537.10	17,390.35	-6,853.25	-65.04%	30,203.01	46,801.90	-16,598.89	-54.96%
101-110-53605	Postage	970.17	2,314.69	-1,344.52	-138.59%	7,958.37	10,695.57	-2,737.20	-34.39%
101-110-53618	Small Equipment	181.75	0.00	181.75	100.00%	4,959.15	1,233.47	3,725.68	75.13%
101-110-54750	Equipment	2,535.12	0.00	2,535.12	100.00%	7,734.12	10,655.82	-2,921.70	-37.78%
101-110-57507	Court Costs	10,756.81	18.75	10,738.06	99.83%	10,954.81	4,343.17	6,611.64	60.35%
	Department 110 - Consolidated Courts Total:	**46,089.36**	**42,190.64**	**3,898.72**	**8.46%**	**210,991.28**	**241,645.22**	**-30,653.94**	**-14.53%**
Department: 121 - 38th Circuit Associate Division No. 1									
101-121-52301	Legal Fees-Treatment Court	800.00	1,200.00	-400.00	-50.00%	6,400.00	9,600.00	-3,200.00	-50.00%
101-121-52302	Guardian Ad Litem Fees	3,333.00	3,333.00	0.00	0.00%	26,664.00	26,664.00	0.00	0.00%
101-121-52303	Legal Fees - Status/Delinquency	1,213.33	1,213.33	0.00	0.00%	9,706.64	9,706.64	0.00	0.00%
101-121-52304	Legal Fees-Other Juvenile	9,386.00	13,995.00	-4,609.00	-49.11%	69,395.00	95,020.00	-25,625.00	-36.93%
101-121-52310	Consultant	2,140.60	2,300.80	-160.20	-7.48%	17,364.15	18,374.20	-1,010.05	-5.82%
101-121-52500	Dues	0.00	0.00	0.00	0.00%	410.00	410.00	0.00	0.00%
101-121-52530	Phone	97.49	58.25	39.24	40.25%	781.55	465.88	315.67	40.39%
101-121-52590	Training	42.97	0.00	42.97	100.00%	311.83	268.13	43.70	14.01%
101-121-53600	Office Expense	0.00	12.21	-12.21	0.00%	540.54	77.26	463.28	85.71%
101-121-53605	Postage	0.00	41.44	-41.44	0.00%	167.95	127.86	40.09	23.87%
101-121-53618	Small Equipment	0.00	0.00	0.00	0.00%	1,184.97	0.00	1,184.97	100.00%
	Department 121 - 38th Circuit Associate Division No. 1 Total:	**17,013.39**	**22,154.03**	**-5,140.64**	**-30.22%**	**132,926.63**	**160,713.97**	**-27,787.34**	**-20.90%**
Department: 122 - 38th Circuit Associate Division No. 2									
101-122-52500	Dues	0.00	0.00	0.00	0.00%	410.00	518.45	-108.45	-26.45%
101-122-52530	Phone	121.86	72.81	49.05	40.25%	976.93	582.35	394.58	40.39%
101-122-52580	Mileage	0.00	44.03	-44.03	0.00%	106.11	44.03	62.08	58.51%
101-122-52590	Training	0.00	0.00	0.00	0.00%	0.00	36.25	-36.25	0.00%
101-122-53600	Office Expense	0.00	0.00	0.00	0.00%	297.21	16.89	280.32	94.32%
101-122-53605	Postage	19.98	0.00	19.98	100.00%	48.21	0.00	48.21	100.00%
	Department 122 - 38th Circuit Associate Division No. 2 Total:	**141.84**	**116.84**	**25.00**	**17.63%**	**1,838.46**	**1,197.97**	**640.49**	**34.84%**
Department: 130 - Public Administrator									
101-130-51110	Salary Elected Official - PUBLIC ADMI	6,104.48	6,287.62	-183.14	-3.00%	51,888.08	53,444.77	-1,556.69	-3.00%
101-130-51120	Salary Other - PUBLIC ADM. OTHER	4,982.88	5,873.15	-890.27	-17.87%	39,347.94	34,642.52	4,705.42	11.96%
101-130-51210	Health Insurance	1,087.44	784.62	302.82	27.85%	8,699.52	8,630.82	68.70	0.79%
101-130-51220	FICA	791.62	870.38	-78.76	-9.95%	6,601.71	6,238.38	363.33	5.50%
101-130-51230	Lagers	990.99	1,168.42	-177.43	-17.90%	8,949.60	9,436.98	-487.38	-5.45%
101-130-51250	Unemployment Insurance	7.19	4.54	2.65	36.86%	63.89	34.63	29.26	45.80%
101-130-51260	Workers' Compensation	253.86	11.77	242.09	95.36%	253.86	141.27	112.59	44.35%
101-130-52430	Repairs & Maintenance Equipment	0.00	0.00	0.00	0.00%	247.05	1,143.57	-896.52	-362.89%
101-130-52522	Bond	0.00	0.00	0.00	0.00%	2,346.00	0.00	2,346.00	100.00%

		2025 Aug. Activity	2026 Aug. Activity	Aug. Variance Favorable / (Unfavorable)	Variance %	2025 YTD Activity	2026 YTD Activity	YTD Variance Favorable / (Unfavorable)	Variance %
101-130-52530	Phone	137.93	95.70	42.23	30.62%	1,085.61	819.70	265.91	24.49%
101-130-52590	Training	50.00	0.00	50.00	100.00%	425.57	800.00	-374.43	-87.98%
101-130-53600	Office Expense	129.36	120.90	8.46	6.54%	1,753.13	3,281.31	-1,528.18	-87.17%
101-130-53605	Postage	67.95	120.89	-52.94	-77.91%	647.10	709.82	-62.72	-9.69%
101-130-53626	Fuel Expense	60.64	76.09	-15.45	-25.48%	420.40	469.20	-48.80	-11.61%
	Department 130 - Public Administrator Total:	**14,664.34**	**15,414.08**	**-749.74**	**-5.11%**	**122,729.46**	**119,792.97**	**2,936.49**	**2.39%**
Department: 140 - Prosecuting Attorney									
101-140-51110	Salary Elected Official - PROSECUTIN	12,781.08	12,910.24	-129.16	-1.01%	107,198.67	108,852.29	-1,653.62	-1.54%
101-140-51120	Salary Other - PROSECUTING ATTORN	133,979.81	107,696.82	26,282.99	19.62%	1,088,209.08	968,294.39	119,914.69	11.02%
101-140-51210	Health Insurance	13,319.90	16,869.33	-3,549.43	-26.65%	99,771.38	144,370.08	-44,598.70	-44.70%
101-140-51220	FICA	10,828.26	8,835.42	1,992.84	18.40%	87,917.74	79,066.81	8,850.93	10.07%
101-140-51230	Lagers	17,230.90	14,114.55	3,116.35	18.09%	137,023.49	124,997.23	12,026.26	8.78%
101-140-51232	PACAR Retirement	1,292.00	1,292.00	0.00	0.00%	10,336.00	10,336.00	0.00	0.00%
101-140-51250	Unemployment Insurance	21.61	3.87	17.74	82.09%	724.03	422.36	301.67	41.67%
101-140-51260	Workers' Compensation	3,390.00	508.54	2,881.46	85.00%	3,390.00	4,292.89	-902.89	-26.63%
101-140-52345	Witness & Reporter Expense	5,826.84	2,428.55	3,398.29	58.32%	27,569.34	15,940.59	11,628.75	42.18%
101-140-52435	Vehicle Maintenance & Repair	0.00	0.00	0.00	0.00%	235.32	101.26	134.06	56.97%
101-140-52500	Dues	0.00	0.00	0.00	0.00%	5,542.41	5,781.59	-239.18	-4.32%
101-140-52530	Phone	1,232.39	819.85	412.54	33.47%	9,743.11	6,663.36	3,079.75	31.61%
101-140-53600	Office Expense	1,030.97	943.04	87.93	8.53%	9,708.39	8,179.75	1,528.64	15.75%
101-140-53605	Postage	0.00	199.78	-199.78	0.00%	0.00	229.99	-229.99	0.00%
101-140-53616	Other Grant Expense	0.00	0.00	0.00	0.00%	1,099.60	0.00	1,099.60	100.00%
101-140-53618	Small Equipment	0.00	0.00	0.00	0.00%	1,091.91	0.00	1,091.91	100.00%
101-140-53619	Late Fees	0.00	0.00	0.00	0.00%	26.00	0.00	26.00	100.00%
101-140-54756	Computer Software	0.00	0.00	0.00	0.00%	37,790.62	28,805.14	8,985.48	23.78%
	Department 140 - Prosecuting Attorney Total:	**200,933.76**	**166,621.99**	**34,311.77**	**17.08%**	**1,627,377.09**	**1,506,333.73**	**121,043.36**	**7.44%**
Department: 150 - Juvenile Office									
101-150-51120	Salary Other - JUVENILE	11,326.41	28,946.72	-17,620.31	-155.57%	114,776.14	226,093.41	-111,317.27	-96.99%
101-150-51130	Contract Labor	0.00	0.00	0.00	0.00%	350.00	0.00	350.00	100.00%
101-150-51210	Health Insurance	1,631.16	3,923.10	-2,291.94	-140.51%	15,767.88	30,600.18	-14,832.30	-94.07%
101-150-51220	FICA	808.80	2,093.20	-1,284.40	-158.80%	8,297.24	16,375.54	-8,078.30	-97.36%
101-150-51230	Lagers	1,324.12	2,822.04	-1,497.92	-113.13%	13,306.33	21,134.17	-7,827.84	-58.83%
101-150-51250	Unemployment Insurance	0.00	0.00	0.00	0.00%	100.30	102.53	-2.23	-2.22%
101-150-51260	Workers' Compensation	266.24	636.00	-369.76	-138.88%	266.24	4,781.75	-4,515.51	-1,696.03%
101-150-51270	Uniforms	0.00	64.35	-64.35	0.00%	2,749.79	15,858.50	-13,108.71	-476.72%
101-150-52300	Legal Fees	2,500.00	2,500.00	0.00	0.00%	20,361.00	22,500.00	-2,139.00	-10.51%
101-150-52320	Testing, Evaluation & Counseling Serv	0.00	0.00	0.00	0.00%	8,765.00	6,190.00	2,575.00	29.38%
101-150-52435	Vehicle Maintenance & Repair	80.95	360.83	-279.88	-345.74%	1,994.72	723.48	1,271.24	63.73%
101-150-52500	Dues	0.00	0.00	0.00	0.00%	600.00	410.00	190.00	31.67%
101-150-52530	Phone	1,081.70	677.15	404.55	37.40%	8,660.09	7,279.73	1,380.36	15.94%
101-150-52585	Travel	2,874.05	1,101.28	1,772.77	61.68%	8,270.05	9,135.23	-865.18	-10.46%

		2025 Aug. Activity	2026 Aug. Activity	Aug. Variance Favorable / (Unfavorable)	Variance %	2025 YTD Activity	2026 YTD Activity	YTD Variance Favorable / (Unfavorable)	Variance %
101-150-52590	Training	0.00	0.00	0.00	0.00%	3,745.00	0.00	3,745.00	100.00%
101-150-53600	Office Expense	477.33	1,921.87	-1,444.54	-302.63%	5,703.64	10,387.96	-4,684.32	-82.13%
101-150-53605	Postage	0.00	74.00	-74.00	0.00%	314.64	355.20	-40.56	-12.89%
101-150-53618	Small Equipment	400.00	0.00	400.00	100.00%	2,819.80	0.00	2,819.80	100.00%
101-150-53626	Fuel Expense	573.62	757.26	-183.64	-32.01%	3,931.27	4,382.36	-451.09	-11.47%
101-150-57505	Juvenile Detention Fund	8,457.75	8,457.75	0.00	0.00%	67,662.00	67,662.00	0.00	0.00%
	Department 150 - Juvenile Office Total:	**31,802.13**	**54,335.55**	**-22,533.42**	**-70.86%**	**288,441.13**	**443,972.04**	**-155,530.91**	**-53.92%**
Department: 160 - Coroner									
101-160-51110	Salary Elected Official - CORONER	5,956.16	6,134.84	-178.68	-3.00%	50,627.36	52,146.14	-1,518.78	-3.00%
101-160-51130	Contract Services	800.00	1,550.00	-750.00	-93.75%	6,650.00	8,550.00	-1,900.00	-28.57%
101-160-51210	Health Insurance	543.72	784.62	-240.90	-44.31%	4,349.76	6,669.27	-2,319.51	-53.33%
101-160-51220	FICA	417.26	436.18	-18.92	-4.53%	3,565.90	3,707.53	-141.63	-3.97%
101-160-51230	Lagers	714.74	748.46	-33.72	-4.72%	6,075.29	6,361.91	-286.62	-4.72%
101-160-51260	Workers' Compensation	139.94	20.26	119.68	85.52%	139.94	167.68	-27.74	-19.82%
101-160-52435	Vehicle Maintenance & Repair	0.00	0.00	0.00	0.00%	0.00	370.13	-370.13	0.00%
101-160-52515	Inquest & Autopsy Expense	18,650.00	41,350.00	-22,700.00	-121.72%	59,004.00	58,550.00	454.00	0.77%
101-160-52530	Phone	40.44	37.45	2.99	7.39%	372.62	353.82	18.80	5.05%
101-160-52588	Transport & Removal	0.00	600.00	-600.00	0.00%	550.00	1,000.00	-450.00	-81.82%
101-160-52590	Training	0.00	0.00	0.00	0.00%	1,100.00	2,200.00	-1,100.00	-100.00%
101-160-53610	Coroner Supplies	0.00	0.00	0.00	0.00%	0.00	1,600.00	-1,600.00	0.00%
101-160-53626	Fuel Expense	32.96	42.07	-9.11	-27.64%	235.78	325.09	-89.31	-37.88%
	Department 160 - Coroner Total:	**27,295.22**	**51,703.88**	**-24,408.66**	**-89.42%**	**132,670.65**	**142,001.57**	**-9,330.92**	**-7.03%**
Department: 170 - County Misc & Operations									
101-170-25400	Public Defender Rent	0.00	0.00	0.00	0.00%	28,528.56	28,528.56	0.00	0.00%
101-170-51285	Testing, Evaluation and Counseling Se	547.00	1,103.93	-556.93	-101.82%	4,597.00	3,452.91	1,144.09	24.89%
101-170-52300	Legal Fees	82.50	1,414.99	-1,332.49	-1,615.14%	7,188.96	5,332.57	1,856.39	25.82%
101-170-52301	County Counselor	10,416.67	10,416.67	0.00	0.00%	83,333.36	83,333.36	0.00	0.00%
101-170-52305	Audit	0.00	0.00	0.00	0.00%	33,000.00	27,000.00	6,000.00	18.18%
101-170-52315	Studies for County Improvement	0.00	0.00	0.00	0.00%	0.00	2,166.67	-2,166.67	0.00%
101-170-52340	Court Reporter	0.00	1,655.29	-1,655.29	0.00%	106.11	1,755.29	-1,649.18	-1,554.22%
101-170-52342	GIS	0.00	0.00	0.00	0.00%	5,845.00	5,845.00	0.00	0.00%
101-170-52431	Computer Hardware Maintenance	32,251.91	1,812.49	30,439.42	94.38%	116,837.32	112,580.01	4,257.31	3.64%
101-170-52432	Computer Software	1,011.00	8,420.38	-7,409.38	-732.88%	162,103.98	128,482.10	33,621.88	20.74%
101-170-52435	Vehicle/Equipment Maintenance & R	0.00	79.40	-79.40	0.00%	12,438.94	5,394.65	7,044.29	56.63%
101-170-52500	Organizational Dues	0.00	0.00	0.00	0.00%	25,372.49	25,911.86	-539.37	-2.13%
101-170-52510	BOE Board Meetings	125.00	0.00	125.00	100.00%	125.00	0.00	125.00	100.00%
101-170-52515	Fraud Tracking	0.00	0.00	0.00	0.00%	0.00	-152,279.88	152,279.88	0.00%
101-170-52516	Employee Health Services	0.00	0.00	0.00	0.00%	0.00	20,204.17	-20,204.17	0.00%
101-170-52520	Property & Liability Insurance	-2,421.00	5,818.55	-8,239.55	-340.34%	164,841.66	195,784.30	-30,942.64	-18.77%
101-170-52525	Vehicle Insurance	0.00	0.00	0.00	0.00%	25,660.69	28,804.35	-3,143.66	-12.25%
101-170-52530	Phone & Internet	11,487.36	6,343.46	5,143.90	44.78%	93,299.48	94,724.77	-1,425.29	-1.53%

		2025 Aug. Activity	2026 Aug. Activity	Aug. Variance Favorable / (Unfavorable)	Variance %	2025 YTD Activity	2026 YTD Activity	YTD Variance Favorable / (Unfavorable)	Variance %
101-170-52540	Publication Costs	669.63	1,039.85	-370.22	-55.29%	3,675.83	4,664.74	-988.91	-26.90%
101-170-53618	Small Equipment	0.00	0.00	0.00	0.00%	377.96	0.00	377.96	100.00%
101-170-53619	Late Fees	0.00	25.00	-25.00	0.00%	0.00	25.00	-25.00	0.00%
101-170-54700	Land, Bldgs & Improvements	0.00	0.00	0.00	0.00%	114,236.38	708.96	113,527.42	99.38%
101-170-54750	Equipment	40,994.00	0.00	40,994.00	100.00%	40,994.00	15,536.95	25,457.05	62.10%
101-170-54755	Computer Hardware	0.00	0.00	0.00	0.00%	3,482.10	3,482.10	0.00	0.00%
101-170-57506	ELECTIONS	521.77	1,490.65	-968.88	-185.69%	33,036.74	90,630.35	-57,593.61	-174.33%
101-170-57815	Emp Benefits Over (Under) Deducted	0.00	0.00	0.00	0.00%	13,632.45	0.00	13,632.45	100.00%
101-170-59500	Disburse Fin Institution Tax	0.00	0.00	0.00	0.00%	287.02	1,793.72	-1,506.70	-524.95%
101-170-63515	County/Emergency Disaster	60,245.98	0.00	60,245.98	100.00%	111,132.53	6,966.60	104,165.93	93.73%
	Department 170 - County Misc & Operations Total:	**155,931.82**	**39,620.66**	**116,311.16**	**74.59%**	**1,084,133.56**	**740,829.11**	**343,304.45**	**31.67%**
Department: 180 - University Extension									
101-180-52515	Extension Office Expense	6,870.83	7,112.47	-241.64	-3.52%	54,966.64	52,556.48	2,410.16	4.38%
	Department 180 - University Extension Total:	**6,870.83**	**7,112.47**	**-241.64**	**-3.52%**	**54,966.64**	**52,556.48**	**2,410.16**	**4.38%**
Department: 190 - Emergency Management									
101-190-51120	Salary Other - EMERGENCY MGT.	12,430.65	13,237.77	-807.12	-6.49%	106,246.03	113,129.02	-6,882.99	-6.48%
101-190-51130	Contract Labor	0.00	0.00	0.00	0.00%	8,050.00	0.00	8,050.00	100.00%
101-190-51210	Health Insurance	1,631.16	2,353.86	-722.70	-44.31%	13,049.28	20,007.81	-6,958.53	-53.33%
101-190-51220	FICA	901.09	934.80	-33.71	-3.74%	7,734.32	7,992.20	-257.88	-3.33%
101-190-51230	Lagers	1,491.67	1,613.17	-121.50	-8.15%	12,744.07	13,790.74	-1,046.67	-8.21%
101-190-51250	Unemployment Insurance	0.00	0.00	0.00	0.00%	75.23	47.50	27.73	36.86%
101-190-51260	Workers' Compensation	292.69	224.20	68.49	23.40%	292.69	1,820.26	-1,527.57	-521.91%
101-190-52430	Repairs & Maintenance Equipment	0.00	76.06	-76.06	0.00%	642.53	1,940.65	-1,298.12	-202.03%
101-190-52432	Software Maintenance & Licenses	0.00	0.00	0.00	0.00%	15,101.64	14,934.00	167.64	1.11%
101-190-52530	Phone	495.13	369.92	125.21	25.29%	3,965.91	3,187.56	778.35	19.63%
101-190-52590	Training	0.00	360.00	-360.00	0.00%	3,363.68	1,247.00	2,116.68	62.93%
101-190-53600	Office Expense	2.06	230.93	-228.87	-11,110.19%	4,432.84	4,664.24	-231.40	-5.22%
101-190-53605	Postage	0.00	0.00	0.00	0.00%	0.00	32.72	-32.72	0.00%
101-190-53616	Other Grant Expense	4,278.58	298.13	3,980.45	93.03%	19,736.68	12,249.10	7,487.58	37.94%
101-190-53618	Small Equipment	128.00	0.00	128.00	100.00%	553.74	1,308.63	-754.89	-136.33%
101-190-53626	Fuel Expense	158.54	282.59	-124.05	-78.25%	1,562.32	1,882.72	-320.40	-20.51%
101-190-53750	Hazard Mitigation Plan	0.00	0.00	0.00	0.00%	0.00	2,000.00	-2,000.00	0.00%
101-190-54750	Equipment	0.00	0.00	0.00	0.00%	0.00	1,345.00	-1,345.00	0.00%
101-190-54752	Vehicle Purchases	0.00	0.00	0.00	0.00%	0.00	2,000.00	-2,000.00	0.00%
	Department 190 - Emergency Management Total:	**21,809.57**	**19,981.43**	**1,828.14**	**8.38%**	**197,550.96**	**203,579.15**	**-6,028.19**	**-3.05%**
Department: 200 - Planning & Development									
101-200-51120	Salary Other - P & D	19,918.24	17,372.85	2,545.39	12.78%	187,891.01	152,490.81	35,400.20	18.84%
101-200-51210	Health Insurance	2,283.62	3,138.48	-854.86	-37.43%	21,259.44	26,865.45	-5,606.01	-26.37%
101-200-51220	FICA	1,501.41	1,319.44	181.97	12.12%	14,186.05	11,583.51	2,602.54	18.35%
101-200-51230	Lagers	2,390.19	2,119.50	270.69	11.33%	19,086.08	18,603.96	482.12	2.53%
101-200-51250	Unemployment Insurance	0.00	0.00	0.00	0.00%	155.51	80.94	74.57	47.95%

		2025 Aug. Activity	2026 Aug. Activity	Aug. Variance Favorable / (Unfavorable)	Variance %	2025 YTD Activity	2026 YTD Activity	YTD Variance Favorable / (Unfavorable)	Variance %
101-200-51260	Workers' Compensation	681.15	156.87	524.28	76.97%	681.15	1,328.65	-647.50	-95.06%
101-200-52342	GIS	0.00	0.00	0.00	0.00%	9,260.00	6,510.00	2,750.00	29.70%
101-200-52435	Vehicle Maintenance & Repair	0.00	0.00	0.00	0.00%	610.00	199.88	410.12	67.23%
101-200-52500	Dues	0.00	0.00	0.00	0.00%	810.00	530.00	280.00	34.57%
101-200-52510	BOA Board Meetings	49.99	0.00	49.99	100.00%	574.99	975.00	-400.01	-69.57%
101-200-52515	Refunds	0.00	1,000.00	-1,000.00	0.00%	1,000.00	2,000.00	-1,000.00	-100.00%
101-200-52530	Phone	202.31	110.26	92.05	45.50%	1,449.83	1,166.23	283.60	19.56%
101-200-52590	Training	0.00	0.00	0.00	0.00%	0.00	1,035.00	-1,035.00	0.00%
101-200-53600	Office Expense	935.49	366.70	568.79	60.80%	3,859.30	2,940.86	918.44	23.80%
101-200-53605	Postage	680.00	550.00	130.00	19.12%	3,727.58	3,347.82	379.76	10.19%
101-200-53618	Small Equipment	0.00	134.74	-134.74	0.00%	0.00	448.99	-448.99	0.00%
101-200-53626	Fuel Expense	0.00	0.00	0.00	0.00%	53.09	0.00	53.09	100.00%
	Department 200 - Planning & Development Total:	**28,642.40**	**26,268.84**	**2,373.56**	**8.29%**	**264,604.03**	**230,107.10**	**34,496.93**	**13.04%**
Department: 210 - Auditor									
101-210-51110	Salary Elected Official - AUDITOR	6,104.48	6,287.62	-183.14	-3.00%	51,888.08	53,444.77	-1,556.69	-3.00%
101-210-51120	Salary Other - AUDITOR	4,841.12	5,210.45	-369.33	-7.63%	41,239.68	44,196.08	-2,956.40	-7.17%
101-210-51210	Health Insurance	543.72	784.62	-240.90	-44.31%	4,349.76	6,669.27	-2,319.51	-53.33%
101-210-51220	FICA	814.89	855.70	-40.81	-5.01%	6,944.68	7,266.39	-321.71	-4.63%
101-210-51230	Lagers	1,313.47	1,402.75	-89.28	-6.80%	11,175.34	11,912.11	-736.77	-6.59%
101-210-51250	Unemployment Insurance	0.00	0.00	0.00	0.00%	50.14	31.71	18.43	36.76%
101-210-51260	Workers' Compensation	257.45	18.96	238.49	92.64%	257.45	155.79	101.66	39.49%
101-210-52500	Dues	0.00	0.00	0.00	0.00%	150.00	150.00	0.00	0.00%
101-210-52530	Phone	113.13	43.68	69.45	61.39%	906.22	630.45	275.77	30.43%
101-210-52580	Mileage	0.00	0.00	0.00	0.00%	618.10	796.83	-178.73	-28.92%
101-210-52590	Training	0.00	0.00	0.00	0.00%	3,099.87	1,550.04	1,549.83	50.00%
101-210-53600	Office Expense	380.87	201.67	179.20	47.05%	1,946.50	2,749.40	-802.90	-41.25%
101-210-53605	Postage	0.00	0.00	0.00	0.00%	84.18	54.76	29.42	34.95%
101-210-54756	Computer Software	0.00	38,616.76	-38,616.76	0.00%	0.00	38,616.76	-38,616.76	0.00%
	Department 210 - Auditor Total:	**14,369.13**	**53,422.21**	**-39,053.08**	**-271.78%**	**122,710.00**	**168,224.36**	**-45,514.36**	**-37.09%**
Department: 230 - Recycle									
101-230-51120	Salary Other - RECYCLE	6,129.60	0.00	6,129.60	100.00%	52,318.23	20,652.56	31,665.67	60.53%
101-230-51210	Health Insurance	1,087.44	0.00	1,087.44	100.00%	8,699.52	4,707.72	3,991.80	45.89%
101-230-51220	FICA	464.86	0.00	464.86	100.00%	3,969.90	1,568.95	2,400.95	60.48%
101-230-51230	Lagers	735.54	0.00	735.54	100.00%	6,278.11	2,393.15	3,884.96	61.88%
101-230-51250	Unemployment Insurance	0.00	0.00	0.00	0.00%	50.16	30.56	19.60	39.07%
101-230-51260	Workers' Compensation	144.01	0.00	144.01	100.00%	144.01	1,065.01	-921.00	-639.54%
101-230-51270	Uniforms	87.50	0.00	87.50	100.00%	637.55	249.90	387.65	60.80%
101-230-52410	Utilities	817.66	0.00	817.66	100.00%	3,555.77	1,748.44	1,807.33	50.83%
101-230-52430	Repairs & Maintenance Equipment	0.00	0.00	0.00	0.00%	359.03	0.00	359.03	100.00%
101-230-52530	Phone	40.44	0.00	40.44	100.00%	323.52	209.24	114.28	35.32%
101-230-53600	Office Expense	0.00	0.00	0.00	0.00%	113.30	0.00	113.30	100.00%

		2025 Aug. Activity	2026 Aug. Activity	Aug. Variance Favorable / (Unfavorable)	Variance %	2025 YTD Activity	2026 YTD Activity	YTD Variance Favorable / (Unfavorable)	Variance %
101-230-53626	Fuel Expense	57.48	0.00	57.48	100.00%	670.64	177.12	493.52	73.59%
101-230-54750	Equipment	0.00	0.00	0.00	0.00%	1,975.00	0.00	1,975.00	100.00%
	Department 230 - Recycle Total:	**9,564.53**	**0.00**	**9,564.53**	**100.00%**	**79,094.74**	**32,802.65**	**46,292.09**	**58.53%**
Department: 240 - Human Resources									
101-240-51120	Salary Other - EMPLOYEE SERVICES	36,604.65	38,029.03	-1,424.38	-3.89%	312,114.91	325,690.60	-13,575.69	-4.35%
101-240-51130	Contract Labor	0.00	0.00	0.00	0.00%	1,790.25	0.00	1,790.25	100.00%
101-240-51210	Health Insurance	4,213.93	6,080.80	-1,866.87	-44.30%	34,390.43	51,690.27	-17,299.84	-50.30%
101-240-51220	FICA	2,711.95	2,814.68	-102.73	-3.79%	22,955.14	24,111.44	-1,156.30	-5.04%
101-240-51230	Lagers	3,900.07	4,639.55	-739.48	-18.96%	33,678.17	39,734.28	-6,056.11	-17.98%
101-240-51250	Unemployment Insurance	0.00	0.00	0.00	0.00%	225.74	122.69	103.05	45.65%
101-240-51260	Workers' Compensation	872.94	63.40	809.54	92.74%	872.94	522.61	350.33	40.13%
101-240-52500	Dues	295.00	0.00	295.00	100.00%	295.00	295.00	0.00	0.00%
101-240-52530	Phone	369.80	257.71	112.09	30.31%	2,962.42	2,251.99	710.43	23.98%
101-240-52590	Training	50.00	0.00	50.00	100.00%	50.00	350.00	-300.00	-600.00%
101-240-53600	Office Expense	574.04	442.79	131.25	22.86%	5,491.04	5,222.11	268.93	4.90%
101-240-53605	Postage	12.36	22.01	-9.65	-78.07%	43.88	73.99	-30.11	-68.62%
101-240-53618	Small Equipment	0.00	0.00	0.00	0.00%	259.99	1,788.00	-1,528.01	-587.72%
101-240-54756	Computer Software	0.00	0.00	0.00	0.00%	9,510.00	9,650.00	-140.00	-1.47%
	Department 240 - Human Resources Total:	**49,604.74**	**52,349.97**	**-2,745.23**	**-5.53%**	**424,639.91**	**461,502.98**	**-36,863.07**	**-8.68%**
Department: 900 - Transfer out									
101-900-60201	Transfers Out	379.19	11,853.45	-11,474.26	-3,025.99%	438,047.33	21,696.56	416,350.77	95.05%
101-900-61000	Transfer to Capital Projects Funds	0.00	0.00	0.00	0.00%	2,807,450.00	0.00	2,807,450.00	100.00%
101-900-61455	Transfers Out - Bond Svc Fund	0.00	0.00	0.00	0.00%	529,175.00	532,787.85	-3,612.85	-0.68%
	Department 900 - Transfer out Total:	**379.19**	**11,853.45**	**-11,474.26**	**-3,025.99%**	**3,774,672.33**	**554,484.41**	**3,220,187.92**	**85.31%**
	Expense Total:	**1,721,112.72**	**1,688,120.70**	**32,992.02**	**1.92%**	**18,224,652.09**	**14,919,063.52**	**3,305,588.57**	**18.14%**
	Fund 101 Surplus (Deficit):	**124,822.37**	**-502,373.08**	**-627,195.45**	**-502.47%**	**-2,073,459.70**	**1,051,517.30**	**3,124,977.00**	**150.71%**
	Total Surplus (Deficit):	**124,822.37**	**-502,373.08**	**-627,195.45**	**-502.47%**	**-2,073,459.70**	**1,051,517.30**	**3,124,977.00**	**150.71%**

Group Summary

Department	2025 Aug. Activity	2026 Aug. Activity	Aug. Variance Favorable / (Unfavorable)	Variance %	2025 YTD Activity	2026 YTD Activity	YTD Variance Favorable / (Unfavorable)	Variance %
Fund: 101 - Christian County General Fund								
Revenue								
	1,845,935.09	1,185,747.62	-660,187.47	-35.76%	16,151,192.39	15,970,580.82	-180,611.57	-1.12%
Revenue Total:	**1,845,935.09**	**1,185,747.62**	**-660,187.47**	**-35.76%**	**16,151,192.39**	**15,970,580.82**	**-180,611.57**	**-1.12%**
Expense								
010 - Commission	44,449.77	32,126.50	12,323.27	27.72%	310,666.82	320,370.39	-9,703.57	-3.12%
020 - County Clerk	21,806.32	17,040.58	4,765.74	21.85%	179,449.65	153,384.06	26,065.59	14.53%
030 - Elections	11,829.06	13,363.51	-1,534.45	-12.97%	95,988.59	102,183.84	-6,195.25	-6.45%
040 - Facilities Management	83,737.34	115,650.06	-31,912.72	-38.11%	716,112.10	827,896.86	-111,784.76	-15.61%
050 - Sheriff	869,750.48	882,169.21	-12,418.73	-1.43%	7,867,407.06	7,888,812.13	-21,405.07	-0.27%
060 - Treasurer	12,622.08	13,968.38	-1,346.30	-10.67%	106,326.77	113,492.44	-7,165.67	-6.74%
070 - Collector	28,720.31	27,046.23	1,674.08	5.83%	240,447.56	252,571.33	-12,123.77	-5.04%
090 - Recorder	23,085.11	23,610.19	-525.08	-2.27%	188,906.67	200,608.76	-11,702.09	-6.19%
110 - Consolidated Courts	46,089.36	42,190.64	3,898.72	8.46%	210,991.28	241,645.22	-30,653.94	-14.53%
121 - 38th Circuit Associate Division No. 1	17,013.39	22,154.03	-5,140.64	-30.22%	132,926.63	160,713.97	-27,787.34	-20.90%
122 - 38th Circuit Associate Division No. 2	141.84	116.84	25.00	17.63%	1,838.46	1,197.97	640.49	34.84%
130 - Public Administrator	14,664.34	15,414.08	-749.74	-5.11%	122,729.46	119,792.97	2,936.49	2.39%
140 - Prosecuting Attorney	200,933.76	166,621.99	34,311.77	17.08%	1,627,377.09	1,506,333.73	121,043.36	7.44%
150 - Juvenile Office	31,802.13	54,335.55	-22,533.42	-70.86%	288,441.13	443,972.04	-155,530.91	-53.92%
160 - Coroner	27,295.22	51,703.88	-24,408.66	-89.42%	132,670.65	142,001.57	-9,330.92	-7.03%
170 - County Misc & Operations	155,931.82	39,620.66	116,311.16	74.59%	1,084,133.56	740,829.11	343,304.45	31.67%
180 - University Extension	6,870.83	7,112.47	-241.64	-3.52%	54,966.64	52,556.48	2,410.16	4.38%
190 - Emergency Management	21,809.57	19,981.43	1,828.14	8.38%	197,550.96	203,579.15	-6,028.19	-3.05%
200 - Planning & Development	28,642.40	26,268.84	2,373.56	8.29%	264,604.03	230,107.10	34,496.93	13.04%
210 - Auditor	14,369.13	53,422.21	-39,053.08	-271.78%	122,710.00	168,224.36	-45,514.36	-37.09%
230 - Recycle	9,564.53	0.00	9,564.53	100.00%	79,094.74	32,802.65	46,292.09	58.53%
240 - Human Resources	49,604.74	52,349.97	-2,745.23	-5.53%	424,639.91	461,502.98	-36,863.07	-8.68%
900 - Transfer out	379.19	11,853.45	-11,474.26	-3,025.99%	3,774,672.33	554,484.41	3,220,187.92	85.31%
Expense Total:	**1,721,112.72**	**1,688,120.70**	**32,992.02**	**1.92%**	**18,224,652.09**	**14,919,063.52**	**3,305,588.57**	**18.14%**
Fund 101 Surplus (Deficit):	**124,822.37**	**-502,373.08**	**-627,195.45**	**-502.47%**	**-2,073,459.70**	**1,051,517.30**	**3,124,977.00**	**150.71%**
Total Surplus (Deficit):	**124,822.37**	**-502,373.08**	**-627,195.45**	**-502.47%**	**-2,073,459.70**	**1,051,517.30**	**3,124,977.00**	**150.71%**

Fund Summary

Fund	2025 Aug. Activity	2026 Aug. Activity	Aug. Variance Favorable / (Unfavorable)	Variance %	2025 YTD Activity	2026 YTD Activity	YTD Variance Favorable / (Unfavorable)	Variance %
101 - Christian County Gener	124,822.37	-502,373.08	-627,195.45	-502.47%	-2,073,459.70	1,051,517.30	3,124,977.00	150.71%
Total Surplus (Deficit):	**124,822.37**	**-502,373.08**	**-627,195.45**	**-502.47%**	**-2,073,459.70**	**1,051,517.30**	**3,124,977.00**	**150.71%**

2026 Destruction of Records
By County Clerk

2020 Assessor's Monthly Reports

2020 All Payroll Records – including all payables associated with payroll

- Aflac
- Colonial Life
- Cox Health
- Unum Life
- All Grant Invoices
- All Child Support Payments
- All Garnishment Payments
- PACARS
- PACARF
- County Counselor Payments
- Federal Taxes – 1st, 2nd, 3rd, and 4th Quarters
- State Taxes – 1st, 2nd, 3rd, and 4th Quarters
- State Unemployment
- Cerf 4& Mandatory
- Cerf Voluntary
- Lagers Retirement
- Secure Benefits

DESTROYED RECORDS 2021, 2022, 2023

January-December		
	Receipts/Documentation 2021	R00003897-R00005087
	Receipts/Documentation 2022	R00005088-R00006248
	Receipts/Documentation 2023	R00006249-R00007373
	Bank Statements	Gen Rev, CERF, Cap Sch, Rd/Brdg, Assessor, Jud Exp, Bond Debt
	Bank Reconciliation	Bank A, B, C, E, F, I & J
	Court Orders	
	Void Check/Transfers/Corrections/Stop Pays	
	Check Stubs	Bank A, B, C, E
	Miscellaneous Correspondence	
	Deposit Slips	Bank A, B, C, E
	Victim Restitution, Bad Checks	
	Collector Reports	
	Bill of Cost Reports	
	Sales Tax Reports	#300 Co Rev, #310 Rd/Brdg, #360 COLE, #361 LEST
	Sales Tax Distribution Reports	
	CART Reports	
	Fax Reports	
	Financial Institution Tax & Interest Reports	
	Tax Surplus & Sunshine Request Corr	
	Payroll Check/Draft Registers & Documentation	
	Accounts Payable Check Registers	
	Capital Schools & Tax Surplus Corr	
	Treasurer Check Copies	
	Pledge Certificates	
	Assessor Web Settlements/Transfers	
	Treasurer Purchase Orders	
	CD Documentation	
	Private Car Documentation	
	PILT	
	Clerk Transfers	Co Rev to Election/HAVA Accounts
	National Forest & Mineral Receipts	
	Remaining Ozark Bank Documentation	Blank Checks and Registers
	Drug Treatment Reports	

DESTROYED RECORDS 2021, 2022, 2023

	Treasurers Bond Corr	
	Recorder Family Crisis	
	School Audits	
	HB 2229	
	Coroner Contracts	
	ACH & Wire Transfer Initiations	
	Surtax Reports	

Christian County Commission

100 West Church St, Room 100
Ozark, MO 65721

2025 Audit Report and Financial Statement

Amy Dent

The annual financial statement must be accepted in open session, it was presented in closed session on September 3, 2026

Requested by: adent@christiancountymo.gov 2026-09-03 10:40

Christian County Commission

100 West Church St, Room 100
Ozark, MO 65721

ITB #2024-12 Graphis for Fleet Vehicles

Kim Hopkins-Will - Purchasing Manager

The ITB for Graphics for Fleet Vehicles was issued in 2024. This contract renewal allows Ozark Printing to create graphics provided by the Christian County SheriffÃƒÂ¢Ã¢â€šÂ¬Ã¢â€žÂ¢s Office and apply them to County vehicles. This is the second contract renewal (year 3).

The renewal will ensure consistent, professional branding of the Sheriff's Office on County vehicles, enhancing our visibility. The renewal will begin September 12, 2026, through September 11, 2027.

Cost: No Increase in Pricing (there was no increase last year either).

Note: There are 8 different prices for outfitting, depending on the type of vehicle. I have attached the original bid if you would like to review the pricing.

I recommend approving the renewal of ITB #2024-12 Graphics for Fleet Vehicles to Ozark Printing Company.

ATTACHMENTS:

Ozark Printing Original Response to ITB 2024 12

Award Letter

Requested by: purchasing@christiancountymo.gov 2026-09-04 10:37

2024-12 Addendum 1
Ozark Printing Company
Supplier Response

Event Information

Number: 2024-12 Addendum 1
Title: GRAPHICS FOR FLEET VEHICLES
Type: Invitation to Bid
Issue Date: 8/14/2024
Deadline: 9/4/2024 09:00 AM (CT)
Notes:

ADDENDUM NUMBER 01
INVITATION TO BID #2024-12
GRAPHICS FOR FLEET VEHICLES
8/23/24

TO PROSPECTIVE BIDDERS: The original Invitation to Bid documents remain in full force and effect except as revised by the following changes, which take precedence over anything to the contrary in the Bidding Event document.

ADDED:
The Christian County Sheriff's Office anticipates transporting the vehicle(s) to the awarded bidder's location for the service. The awarded bidder will take every precaution possible to keep the

vehicles protected. The Christian County Sheriff's Office reserves the right to inspect the prospective awarded bidder's facility before award. If, for any reason, the Sheriff's Office finds that the facility cannot provide adequate protection for the vehicles, this may result in disqualification.
Please note that a poor/negative reference may result in disqualification.
The following are questions submitted by a prospective bidder and the official response from Christian County.
Questions from Blink Marketing, Inc.

Question 1: What is the completion timeline for the work?
Answer 1: Due to the importance of these vehicles being on the road, time is of the essence. Our current contract completion time is approximately half a day for the cars and a full day for the SUVs/Trucks.

Question 2: What is the service location where all the vehicles will be available to be treated?
Answer 2: Christian County does not have a location conducive to this work. The Sheriff's Office anticipates transporting the vehicles to the **awarded bidder's location** for the service. At the bottom of the Events Detail page, it reads, "Note: Prospective bidders should be located within a **25-mile radius** of the Christian County Sheriff's Office." The Sheriff's Office is located at 110 W. Elm Street, Ozark, MO.

Question 3: Are there any existing graphics to be removed from any of the vehicles?
Answer 3: No

Question 4: Are there only 8 vehicles to be treated for the entire contract term?
Answer 4: No, there are eight (8) vehicle types/models with possible multiple quantities of each throughout the year. The intent of this bid is to provide a one-year contract with options to renew to wrap the Sheriff's Office vehicles with the specifications provided. The Sheriff's Office reserves the right to add new vehicles/models not listed on this bid as they add to the fleet.

Question 5: Can you please provide artwork for the graphics?
Answer 5: The specifications for the artwork are on this bid. Only the awarded bidder will receive the artwork for the graphics from the Sheriff's Office.
All else remains the same.

END OF ADDENDUM ONE

****
****

The Christian County Sheriff's Office invites qualified vendors to submit responses for **ITB #2024-12 Graphics for Fleet Vehicles** in accordance with the requirements stated herein.

PROJECT GOAL:
To contract with a qualified professional graphic vendor(s) for the Christian County Sheriff's Office vehicles. This is for creating the graphics, as provided by Christian County, and the application of those graphics to the Christian County vehicles. Christian County must approve all graphics before application to vehicles. See **LINE ITEMS TAB** for vehicle specifications.

QUESTIONS:
Questions should be submitted online through the Christian County Electronic Bidding portal are due by **August 22, 2024 at 9:00 a.m.** Christian County Sheriff's Office will review questions submitted and an Addendum will be issued when/if applicable.

SUBMITTAL:
Bid are due by **September 4, 2024 by 9:00 a.m**. via the Christian County Electronic bidding portal.

ONLINE REGISTRATION:
Christian County requires online bid submittals as it helps to expedite the bidding process and alleviate errors. Click on the following link: https://christiancountymo.ionwave.net/Login.aspx and follow the directions to register. No faxed or emailed submittals will be accepted. Christian County maintains a list of vendors in our online vendor registration database. It is the vendor's responsibility to update contact information. Christian County Commission office is not obligated to send invitations to vendors. Christian County fulfills its legal requirements by posting a notice in the local paper. Christian County will send out Addendums through the online portal, it will be the bidders responsibility to verify in the portal any addendums that are issued.

TERM:
This is for one year which is estimated to begin on **September 19, 2024 through September 18, 2025**. The County reserves the right to **renew the contract for two (2) additional one (1) year periods**. Note: Christian County reserves the right to make single or multiple awards for this solicitation. All contracts by the County are nonexclusive contracts.

PRICING:
We anticipate this contract to be a firm fixed contract for one calendar year from the start of the contract. Please use the **LINE TAB** for

pricing. There are **eight different line items (vehicles) to provide costs.**

TERMS AND CONDITIONS:
View under **ATTACHMENTS TAB.**

INSURANCE:
View under **ATTACHMENTS TAB.**

EVALUATION AND AWARD:
The Christian County Commission will award the ITB to the lowest and best bidder. The best vendor may not be the one that provides the lowest price. Christian County Purchasing Manager reserves the right to reject in whole or in part any and all proposals, to waive any formalities, and to accept the proposal determined to be in the best interest of the County. A poor/negative reference may result in disqualification. This solicitation may be canceled in whole or in part if determined to be in the best interest of the County. This contract must be approved by Sheriff Brad Cole.
Samples of your work may be requested. Vendors must have at least three years of creating graphics and wrapping fleet vehicles.

Agreements signed by Christian County must be signed by at least a majority of the members of the County Commission. Agreements must be attested by the County Clerk and approved to form by the County Counselor. In addition, the County Auditor must certify that there is an unencumbered balance available to pay the contract cost.

DECLARATION PAGE FORM:
A DECLARATION PAGE FORM is provided under the **ATTACHMENTS TAB.** The vendor will print this form out, sign it and upload the signed copy to the **RESPONSE ATTACHMENTS TAB.**

Note: Prospective bidders should be located within a 25 mile radius of the Christian County Sheriff's Office.

Contact Information

Contact: Kim Hopkins Purchasing Manager
Address: Christian County Purchasing

202 West Elm Street
Ozark, MO 65721
Email: khopkins@christiancountymo.gov

Ozark Printing Company Information

Address: 3135 S. Scenic Ave.
Springfield, MO 65807
Phone: (417) 485-6060

By submitting your response, you certify that you are authorized to represent and bind your company.

Kevin Brooks
Signature

Kevin@ozarkprintco.com
Email

Submitted at 9/3/2024 05:17:58 PM (CT)

Requested Attachments

DECLARATION PAGE UPLOAD

DECLARATION PAGE Rev. 1.pdf

DECLARATION PAGE. PLEASE FILL OUT, SIGN, AND UPLOAD FOR YOUR BID TO BE REVIEWED. FAILURE TO UPLOAD THIS DOCUMENT MAY RESULT IN THE REJECTION OF YOUR PROPOSAL.

E-VERIFY AFFIDAVIT OF COMPLIANCE AND MOU FORM

No response

E-VERIFY AFFIDAVIT OF COMPLIANCE AND MOU FORM.

Bid Attributes

1 CHRISTIAN COUNTY TERMS AND CONDITIONS

Please download and thoroughly review the Christian County Bidder Requirements Terms and Conditions and acknowledge your acceptance below.

☑ I have downloaded and read all attachments.

2 NO DEVIATIONS OR EXCEPTIONS TO TERMS AND CONDITIONS

I certify that there are NO deviations or exceptions to the attached Christian County Terms and Conditions. I will abide by Christian County's Terms and Conditions.

No

3 EXCEPTIONS TO TERMS AND CONDITIONS

If respondent indicated yes in Line #2 above that there **ARE** exceptions to the Christian County Terms and Conditions **please provide speciic details below.**

If No Exceptions, please enter N/A.

N/A

4 TERM OF CONTRACT

The is for a one year contract beginning **September 19, 2024 through September 18, 2025**.The County reserves the right to renew the contract for two (2) additional one-year periods.
Note: Christian County reserves the right to make a single or multiple awards for this solicitation. This contract by the County is a nonexclusive contracts.

5 BID SPECIFICATIONS

Bid specifications are listed below. They are also listed under each line item listed on the **LINES ITEM TAB**.

PRICING IS REQUIRED UNDER THE LINE ITEMS TAB.

FOR ALL VEHICLES: Remove all door handles, mirrors, etc. no visible blade marks on the exterior of the vehicle should be visible after the wrap is removed. Roofs should be installed seamlessly with one piece of vinyl. Provide one year warranty against all installation defects.

Black Tahoe
(2) 22.5”X21” - “Star” for doors - die cut 3M IJ180cv3 with 8518 Gloss Laminate
(2) 3”X5” - “American Flag” for sides - die cut 3M IJ180cv3 with 8518 Gloss Laminate
(2) 4”X30.25” - “Sheriff” For Fenders - die cut 3M IJ180cv3 with 8518 Gloss Laminate
(1) 22”X3” - “Sheriff” For Rear - die cut 3M IJ180cv3 with 8518 Gloss Laminate
(1) 23”X1.125” - “In God We Trust” For Rear - die cut 3M IJ180cv3 with 8518 Gloss Laminate
(2) 52”X36” - Doors - 3M 2080 Gloss White
(1) 52”X84” - Hood - 3M 2080 Gloss White
(1) 52”X120” - Roof - 3M 2080 Gloss White

Black Charger
(2) 22.5”X21” - “Star” for doors - die cut 3M IJ180cv3 with 8518 Gloss Laminate
(2) 3”X5” - “American Flag” for sides - die cut 3M IJ180cv3 with 8518 Gloss Laminate
(2) 4”X30.25” - “Sheriff” For Fenders - die cut 3M IJ180cv3 with 8518 Gloss Laminate
(1) 22”X3” - “Sheriff” For Rear - die cut 3M IJ180cv3 with 8518 Gloss Laminate
(1) 23”X1.125” - “In God We Trust” For Rear - die cut 3M IJ180cv3 with 8518 Gloss Laminate
(2) 52”X36” - Doors - 3M 2080 Gloss White
(1) 52”X74” - Hood - 3M 2080 Gloss White
(1) 52”X74” - Roof - 3M 2080 Gloss White

Black Silverado
(2) 22.5”X21” - “Star” for doors - die cut 3M IJ180cv3 with 8518 Gloss Laminate
(2) 3”X5” - “American Flag” for sides - die cut 3M IJ180cv3 with 8518 Gloss Laminate
(2) 4”X30.25” - “Sheriff” For Fenders - die cut 3M IJ180cv3 with 8518 Gloss Laminate
(1) 22”X3” - “Sheriff” For Rear - die cut 3M IJ180cv3 with 8518 Gloss Laminate
(1) 23”X1.125” - “In God We Trust” For Rear - die cut 3M IJ180cv3 with 8518 Gloss Laminate
(2) 52”X36” - Doors - 3M 2080 Gloss White
(1) 52”X84” - Hood - 3M 2080 Gloss White
(1) 52”X74” - Roof - 3M 2080 Gloss White

Black Durango
(2) 22.5”X21” - “Star” for doors - die cut 3M IJ180cv3 with 8518 Gloss Laminate
(2) 3”X5” - “American Flag” for sides - die cut 3M IJ180cv3 with 8518 Gloss Laminate
(2) 4”X30.25” - “Sheriff” For Fenders - die cut 3M IJ180cv3 with 8518 Gloss Laminate
(1) 22”X3” - “Sheriff” For Rear - die cut 3M IJ180cv3 with 8518 Gloss Laminate
(1) 23”X1.125” - “In God We Trust” For Rear - die cut 3M IJ180cv3 with 8518 Gloss Laminate
(2) 52”X36” - Doors - 3M 2080 Gloss White
(1) 52”X74” - Hood - 3M 2080 Gloss White
(1) 52”X84” - Roof - 3M 2080 Gloss White

White Tahoe
(2) 22.5”X21” - “Star” for doors - die cut 3M IJ180cv3 with 8518 Gloss Laminate
(2) 3”X5” - “American Flag” for sides - die cut 3M IJ180cv3 with 8518 Gloss Laminate
(2) 4”X30.25” - “Sheriff” For Fenders - die cut 3M IJ180cv3 with 8518 Gloss Laminate
(1) 22”X3” - “Sheriff” For Rear - die cut 3M IJ180cv3 with 8518 Gloss Laminate
(1) 23”X1.125” - “In God We Trust” For Rear - die cut 3M IJ180cv3 with 8518 Gloss Laminate
(2) 24“X96” - Front & Rear Bumper - 3M 2080 Gloss Black
(2) 52”X36” - Fenders - 3M 2080 Gloss Black
(2) 52”X60” - Rear Doors - 3M 2080 Gloss Black
(2) 52”X60” - Rear Panel - 3M 2080 Gloss Black
(1) 36”60 - Tailgate- 3M 2080 Gloss Black

White Charger
(2) 22.5”X21” - “Star” for doors - die cut 3M IJ180cv3 with 8518 Gloss Laminate
(2) 3”X5” - “American Flag” for sides - die cut 3M IJ180cv3 with 8518 Gloss Laminate
(2) 4”X30.25” - “Sheriff” For Fenders - die cut 3M IJ180cv3 with 8518 Gloss Laminate
(1) 22”X3” - “Sheriff” For Rear - die cut 3M IJ180cv3 with 8518 Gloss Laminate

(1) 23”X1.125” - “In God We Trust” For Rear - die cut 3M IJ180cv3 with 8518 Gloss Laminate
(2) 24“X96” - Front & Rear Bumper - 3M 2080 Gloss Black
(2) 52”X36” - Fenders - 3M 2080 Gloss Black
(2) 52”X60” - Rear Doors - 3M 2080 Gloss Black
(2) 52”X36” - Rear Panel - 3M 2080 Gloss Black
(1) 36”60 - Trunk 3M 2080 Gloss Black

White Silverado - 6ft Cab
(2) 22.5”X21” - “Star” for doors - die cut 3M IJ180cv3 with 8518 Gloss Laminate
(2) 3”X5” - “American Flag” for sides - die cut 3M IJ180cv3 with 8518 Gloss Laminate
(2) 4”X30.25” - “Sheriff” For Fenders - die cut 3M IJ180cv3 with 8518 Gloss Laminate
(1) 22”X3” - “Sheriff” For Rear - die cut 3M IJ180cv3 with 8518 Gloss Laminate
(1) 23”X1.125” - “In God We Trust” For Rear - die cut 3M IJ180cv3 with 8518 Gloss Laminate
(1) 24“X96” - Front Bumper - 3M 2080 Gloss Black
(2) 52”X36” - Fenders - 3M 2080 Gloss Black
(2) 52”X60” - Rear Doors - 3M 2080 Gloss Black
(2) 84”X36” - Truck Bed - 3M 2080 Gloss Black
(1) 24”X60 - Tailgate 3M 2080 Gloss Black

White Durango
(2) 22.5”X21” - “Star” for doors - die cut 3M IJ180cv3 with 8518 Gloss Laminate
(2) 3”X5” - “American Flag” for sides - die cut 3M IJ180cv3 with 8518 Gloss Laminate
(2) 4”X30.25” - “Sheriff” For Fenders - die cut 3M IJ180cv3 with 8518 Gloss Laminate
(1) 22”X3” - “Sheriff” For Rear - die cut 3M IJ180cv3 with 8518 Gloss Laminate
(1) 23”X1.125” - “In God We Trust” For Rear - die cut 3M IJ180cv3 with 8518 Gloss Laminate
(2) 24“X96” - Front & Rear Bumper - 3M 2080 Gloss Black
(2) 52”X36” - Fenders - 3M 2080 Gloss Black
(2) 52”X60” - Rear Doors - 3M 2080 Gloss Black
(2) 52”X60” - Rear Panel - 3M 2080 Gloss Black
(1) 24”X60 - Tailgate- 3M 2080 Gloss Black

6 PRICING:

This contract is a firm fixed contract for one calendar year from the start of the contract. Please use the **LINE TAB** for pricing.
Renewal pricing is listed under the Renewal section below (Attribute #11).

7 REFERENCES

Provide three references that you have contracted with in similar scope/size in the past three years. Include name of company, contact name, phone number, email and date of service of contract. The vendor shall agree to authorize its references to furnish any information requested by Christian County to verify references provided and to determine the quality and timeliness of previous work performed.

8 REFERENCE #1

Please provide a references of a company you have done business with in the past five years with a similar scope and size project.
Name of Company:
Representative Name:
Representative Email:
Representative Phone:
Project Name include dates:

Stone Electric Josh Stone stoneelectricmo@gmail.com 417-207-8328 Various T-shirt Projects, most recent as 8/24

9	**REFERENCE #2** Please provide a references of a company you have done business with in the past five years with a similar scope and size project. Name of Company: Representative Name: Representative Email: Representative Phone: Project Name include dates: Assemblies Of God Ashton Peters apeters@ag.org 417) 862-2781 x. 4036 Various T-shirt Projects, most recent as 9/24

10	**REFERENCE #3** Please provide a references of a company you have done business with in the past five years with a similar scope and size project. Name of Company: Representative Name: Representative Email: Representative Phone: Project Name include dates: GW Coffee House Spencer Wade ozarkcoffeeshop@gmail.com (417) 551-1471 Exterior Signage @ GW Coffee House 8/24

11	**RENEWALS** We anticipate this contract to be valid for a period of one (1) year. Christian County will have the sole option to extend the agreement period in one-year increments, or any portion thereof, for a total cumulative period of three additional one (1) year terms. If exercised, the option shall be executed as quoted herein subject to a **maximum percentage** of increase, for each applicable option period. All percentages of increased stated shall be computed against the previous year's agreement prices. 1. First Renewal Period estimated (**year 2)**: Maximum Increase _____%. 2. Second Renewal Period estimated (**year 3):** Maximum Increase _____% *Agreements* signed by Christian County must be signed by at least a majority of the members of the *County Commission*. Contract Agreements must be attested by the *County Clerk* and approved to form by the *County Counselor*. In addition, the *County Auditor* must certify that there is an unencumbered balance available to pay the contract cost. Please write your Maximum Increase you will take for year 2 AND 3 below. Please note, the vendor may be asked to **provide justification** for any increase. **Sheriff Cole along with the Commission must approve any increase in price.** 1 - 3% 2 - 6% Since 2018 Material costs have risen 20%, thats's an average of 3.33% per year.

Bid Lines

1	**Black Tahoe** (2) 22.5”X21” - “Star” for doors - die cut 3M IJ180cv3 with 8518 Gloss Laminate (2) 3”X5” - “American Flag” for sides - die cut 3M IJ180cv3 with 8518 Gloss Laminate (2) 4”X30.25” - “Sheriff” For Fenders - die cut 3M IJ180cv3 with 8518 Gloss Laminate (1) 22”X3” - “Sheriff” For Rear - die cut 3M IJ180cv3 with 8518 Gloss Laminate (1) 23”X1.125” - “In God We Trust” For Rear - die cut 3M IJ180cv3 with 8518 Gloss Laminate (2) 52”X36” - Doors - 3M 2080 Gloss White (1) 52”X84” - Hood - 3M 2080 Gloss White (1) 52”X120” - Roof - 3M 2080 Gloss White Quantity: 1 UOM: EA Price: $725.00 Total: $725.00 Item Notes: Remove all door handles, mirrors, etc. no visible blade marks on the exterior of the vehicle should be visible after the wrap is removed. Roofs should be installed seamlessly with one piece of vinyl. Provide one year warranty against all installation defects.
2	**Black Charger** (2) 22.5”X21” - “Star” for doors - die cut 3M IJ180cv3 with 8518 Gloss Laminate (2) 3”X5” - “American Flag” for sides - die cut 3M IJ180cv3 with 8518 Gloss Laminate (2) 4”X30.25” - “Sheriff” For Fenders - die cut 3M IJ180cv3 with 8518 Gloss Laminate (1) 22”X3” - “Sheriff” For Rear - die cut 3M IJ180cv3 with 8518 Gloss Laminate (1) 23”X1.125” - “In God We Trust” For Rear - die cut 3M IJ180cv3 with 8518 Gloss Laminate (2) 52”X36” - Doors - 3M 2080 Gloss White (1) 52”X74” - Hood - 3M 2080 Gloss White (1) 52”X74” - Roof - 3M 2080 Gloss White Quantity: 1 UOM: EA Price: $675.00 Total: $675.00 Item Notes: Remove all door handles, mirrors, etc. no visible blade marks on the exterior of the vehicle should be visible after the wrap is removed. Roofs should be installed seamlessly with one piece of vinyl. Provide one year warranty against all installation defects.
3	**Black Silverado** (2) 22.5”X21” - “Star” for doors - die cut 3M IJ180cv3 with 8518 Gloss Laminate (2) 3”X5” - “American Flag” for sides - die cut 3M IJ180cv3 with 8518 Gloss Laminate (2) 4”X30.25” - “Sheriff” For Fenders - die cut 3M IJ180cv3 with 8518 Gloss Laminate (1) 22”X3” - “Sheriff” For Rear - die cut 3M IJ180cv3 with 8518 Gloss Laminate (1) 23”X1.125” - “In God We Trust” For Rear - die cut 3M IJ180cv3 with 8518 Gloss Laminate (2) 52”X36” - Doors - 3M 2080 Gloss White (1) 52”X84” - Hood - 3M 2080 Gloss White (1) 52”X74” - Roof - 3M 2080 Gloss White Quantity: 1 UOM: EA Price: $700.00 Total: $700.00 Item Notes: Remove all door handles, mirrors, etc. no visible blade marks on the exterior of the vehicle should be visible after the wrap is removed. Roofs should be installed seamlessly with one piece of vinyl. Provide one year warranty against all installation defects.

4 **Black Durango**

(2) 22.5”X21” - “Star” for doors - die cut 3M IJ180cv3 with 8518 Gloss Laminate
(2) 3”X5” - “American Flag” for sides - die cut 3M IJ180cv3 with 8518 Gloss Laminate
(2) 4”X30.25” - “Sheriff” For Fenders - die cut 3M IJ180cv3 with 8518 Gloss Laminate
(1) 22”X3” - “Sheriff” For Rear - die cut 3M IJ180cv3 with 8518 Gloss Laminate
(1) 23”X1.125” - “In God We Trust” For Rear - die cut 3M IJ180cv3 with 8518 Gloss Laminate
(2) 52”X36” - Doors - 3M 2080 Gloss White
(1) 52”X74” - Hood - 3M 2080 Gloss White
(1) 52”X84” - Roof - 3M 2080 Gloss White

Quantity: 1 UOM: EA Price: $775.00 Total: $775.00

Item Notes: Remove all door handles, mirrors, etc. no visible blade marks on the exterior of the vehicle should be visible after the wrap is removed. Roofs should be installed seamlessly with one piece of vinyl. Provide one year warranty against all installation defects.

5 **White Tahoe**

(2) 22.5”X21” - “Star” for doors - die cut 3M IJ180cv3 with 8518 Gloss Laminate
(2) 3”X5” - “American Flag” for sides - die cut 3M IJ180cv3 with 8518 Gloss Laminate
(2) 4”X30.25” - “Sheriff” For Fenders - die cut 3M IJ180cv3 with 8518 Gloss Laminate
(1) 22”X3” - “Sheriff” For Rear - die cut 3M IJ180cv3 with 8518 Gloss Laminate
(1) 23”X1.125” - “In God We Trust” For Rear - die cut 3M IJ180cv3 with 8518 Gloss Laminate
(2) 24“X96” - Front & Rear Bumper - 3M 2080 Gloss Black
(2) 52”X36” - Fenders - 3M 2080 Gloss Black
(2) 52”X60” - Rear Doors - 3M 2080 Gloss Black
(2) 52”X60” - Rear Panel - 3M 2080 Gloss Black
(1) 36”60 - Tailgate- 3M 2080 Gloss Black

Quantity: 1 UOM: EA Price: $1,450.00 Total: $1,450.00

Item Notes: Remove all door handles, mirrors, etc. no visible blade marks on the exterior of the vehicle should be visible after the wrap is removed. Roofs should be installed seamlessly with one piece of vinyl. Provide one year warranty against all installation defects.

6 **White Charger**

(2) 22.5”X21” - “Star” for doors - die cut 3M IJ180cv3 with 8518 Gloss Laminate
(2) 3”X5” - “American Flag” for sides - die cut 3M IJ180cv3 with 8518 Gloss Laminate
(2) 4”X30.25” - “Sheriff” For Fenders - die cut 3M IJ180cv3 with 8518 Gloss Laminate
(1) 22”X3” - “Sheriff” For Rear - die cut 3M IJ180cv3 with 8518 Gloss Laminate
(1) 23”X1.125” - “In God We Trust” For Rear - die cut 3M IJ180cv3 with 8518 Gloss Laminate
(2) 24“X96” - Front & Rear Bumper - 3M 2080 Gloss Black
(2) 52”X36” - Fenders - 3M 2080 Gloss Black
(2) 52”X60” - Rear Doors - 3M 2080 Gloss Black
(2) 52”X36” - Rear Panel - 3M 2080 Gloss

Quantity: 1 UOM: EA Price: $1,350.00 Total: $1,350.00

Item Notes: Remove all door handles, mirrors, etc. no visible blade marks on the exterior of the vehicle should be visible after the wrap is removed. Roofs should be installed seamlessly with one piece of vinyl. Provide one year warranty against all installation defects.

7	**White Silverado - 6ft Cab** (2) 22.5”X21” - “Star” for doors - die cut 3M IJ180cv3 with 8518 Gloss Laminate (2) 3”X5” - “American Flag” for sides - die cut 3M IJ180cv3 with 8518 Gloss Laminate (2) 4”X30.25” - “Sheriff” For Fenders - die cut 3M IJ180cv3 with 8518 Gloss Laminate (1) 22”X3” - “Sheriff” For Rear - die cut 3M IJ180cv3 with 8518 Gloss Laminate (1) 23”X1.125” - “In God We Trust” For Rear - die cut 3M IJ180cv3 with 8518 Gloss Laminate (1) 24“X96” - Front Bumper - 3M 2080 Gloss Black (2) 52”X36” - Fenders - 3M 2080 Gloss Black (2) 52”X60” - Rear Doors - 3M 2080 Gloss Black (2) 84”X36” - Truck Bed - 3M 2080 Gloss Black (1) 24”X60 - Tailgate 3M 2080 Gloss Black Quantity: 1 UOM: EA Price: $1,450.00 Total: $1,450.00 Item Notes: Remove all door handles, mirrors, etc. no visible blade marks on the exterior of the vehicle should be visible after the wrap is removed. Roofs should be installed seamlessly with one piece of vinyl. Provide one year warranty against all installation defects.

8	**White Durango** (2) 22.5”X21” - “Star” for doors - die cut 3M IJ180cv3 with 8518 Gloss Laminate (2) 3”X5” - “American Flag” for sides - die cut 3M IJ180cv3 with 8518 Gloss Laminate (2) 4”X30.25” - “Sheriff” For Fenders - die cut 3M IJ180cv3 with 8518 Gloss Laminate (1) 22”X3” - “Sheriff” For Rear - die cut 3M IJ180cv3 with 8518 Gloss Laminate (1) 23”X1.125” - “In God We Trust” For Rear - die cut 3M IJ180cv3 with 8518 Gloss Laminate (2) 24“X96” - Front & Rear Bumper - 3M 2080 Gloss Black (2) 52”X36” - Fenders - 3M 2080 Gloss Black (2) 52”X60” - Rear Doors - 3M 2080 Gloss Black (2) 52”X60” - Rear Panel - 3M 2080 Gloss Black (1) 24”X60 - Tailgate- 3M 2080 Gloss Black Quantity: 1 UOM: EA Price: $1,525.00 Total: $1,525.00 Item Notes: Remove all door handles, mirrors, etc. no visible blade marks on the exterior of the vehicle should be visible after the wrap is removed. Roofs should be installed seamlessly with one piece of vinyl. Provide one year warranty against all installation defects.

Response Total: $8,650.00

Christian County Commission

100 W. Church Street Room 100
Ozark, Missouri 65721
(417)582-4300

Lynn Morris
Presiding Commissioner

Bradley A. Jackson
Eastern Commissioner

Johnny Williams
Western Commissioner

September 10, 2026

Ozark Printing Company
5638 S Southwood Rd
Springfield, Missouri 65804
ATTN: Kevin Brooks
kevin@ozarkprintco.com

RE: Contract Renewal ITB #2024-12 Graphics for Fleet Vehicles

The Christian County Commission voted in session today to renew the contract for Graphics for Fleet Vehicles to Ozark Printing Company.

The contract, originally awarded September 12, 2024, was for one year with options to renew for two (2) additional one-year periods.

This is the second contract renewal (year three) and is effective September 20, 2026, through September 19, 2027.

Your point of contact is Sheriff Brad Cole. Sheriff Cole can be reached at 417-582-5330 or sheriff@christiancountysheriff.net.

Johnny Williams Western Commissioner	Lynn Morris Presiding Commissioner	Bradley A. Jackson Eastern Commissioner
Date: 9.10.26	Date: 9/10/26	Date: 9-10-2026

Christian County Commission

100 West Church St, Room 100
Ozark, MO 65721

Drought and Burn Ban Discussion

Jamie Orlando and Phil Amtower

Want to discuss the current drought and possible next steps with the commission. We have attached drafted burn ban language for your perusal, but are not asking for a signature at this time. We want to know what your future concerns will be for signing it in the future if we enter a severe drought.

ATTACHMENTS:

Powerpoint Presentation on Christian County Drought

Burn Ban Ordinance Draft Option 1

Burn Ban Ordinance Draft Option 2

Requested by: jorlando@christiancountymo.gov 2026-09-02 08:45

Updated: 2026-09-08 10:47

Christian County Drought

Considering a Future Burn Ban

Southwest Missouri is in a drought…And it is likely to get worse

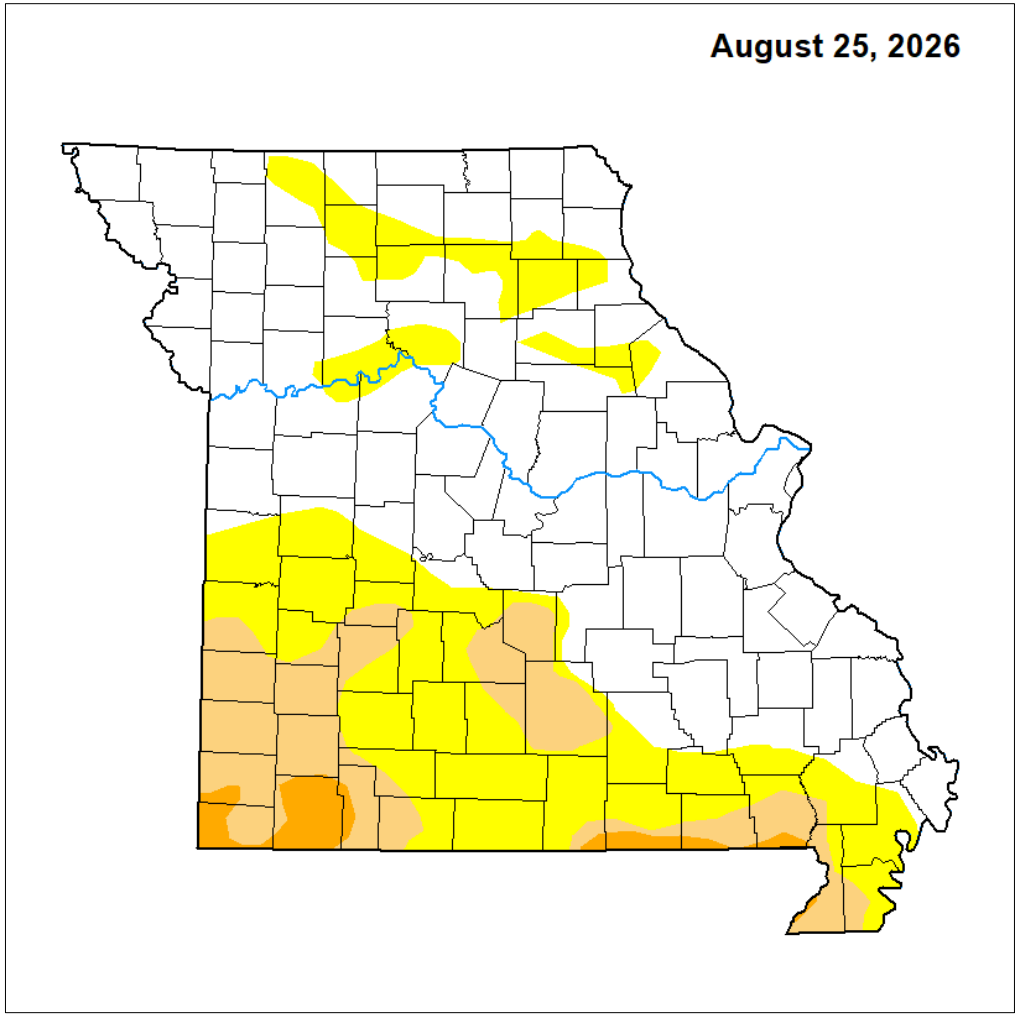

Intensity

- None
- D0 (Abnormally Dry)
- D1 (Moderate Drought)
- D2 (Severe Drought)
- D3 (Extreme Drought)
- D4 (Exceptional Drought)
- No Data

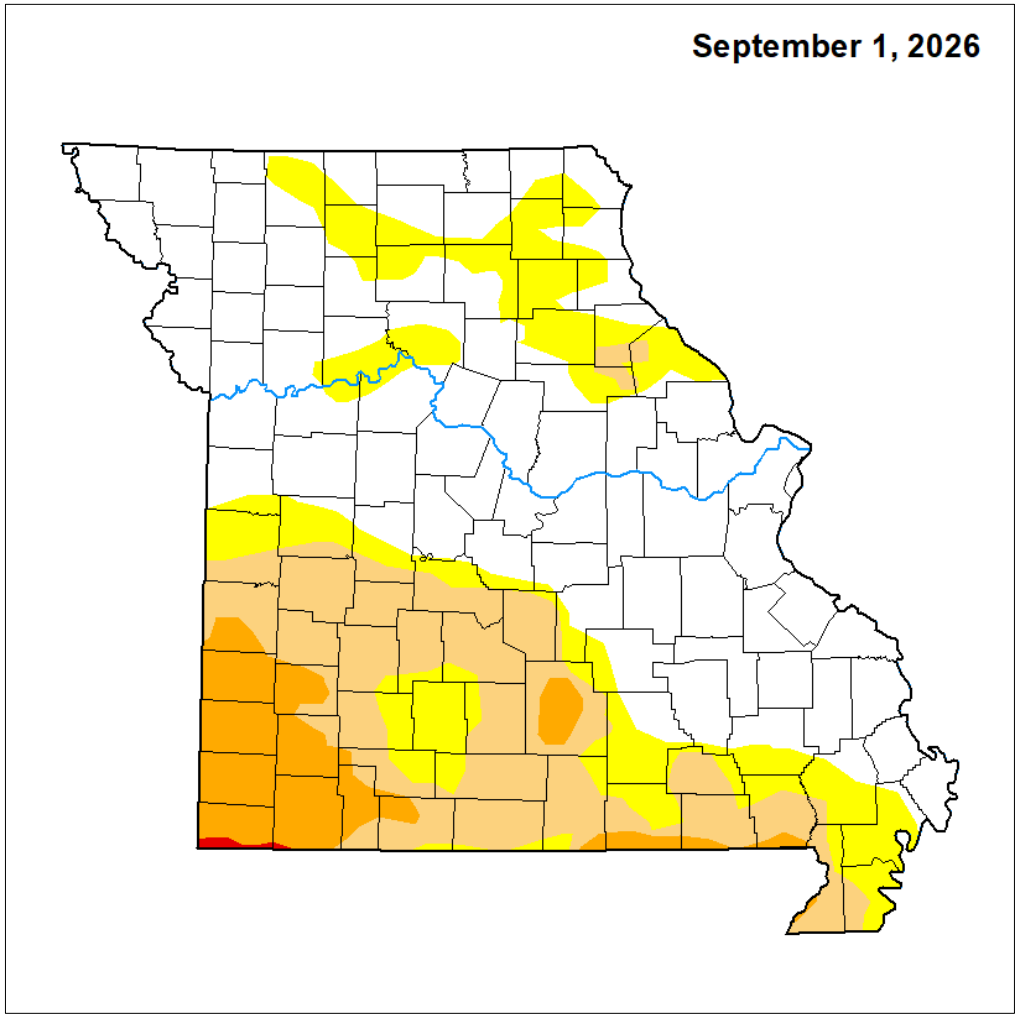

Southwest Missouri is in a drought… And it is may get worse

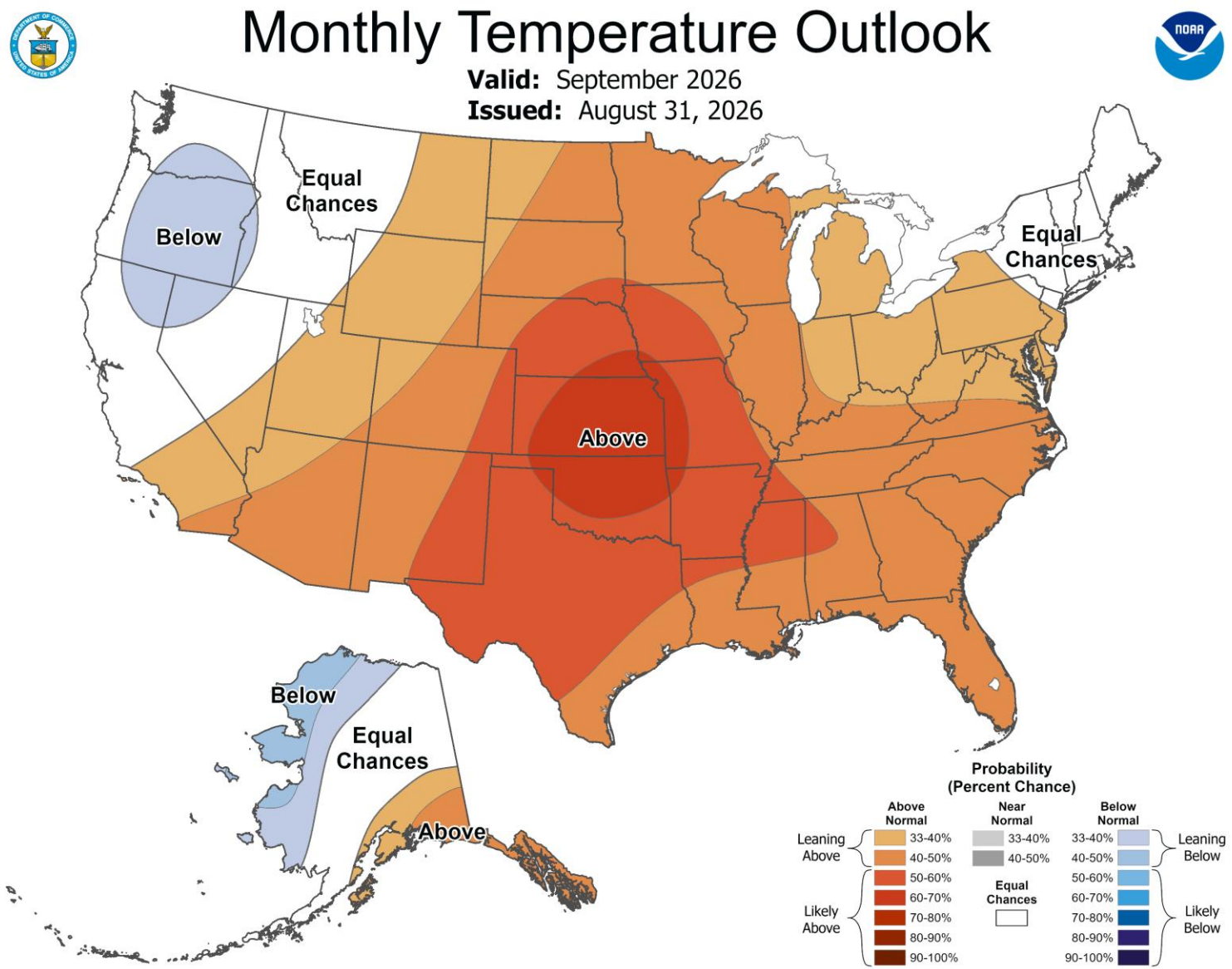

Southwest Missouri is in a drought… And it is may get worse

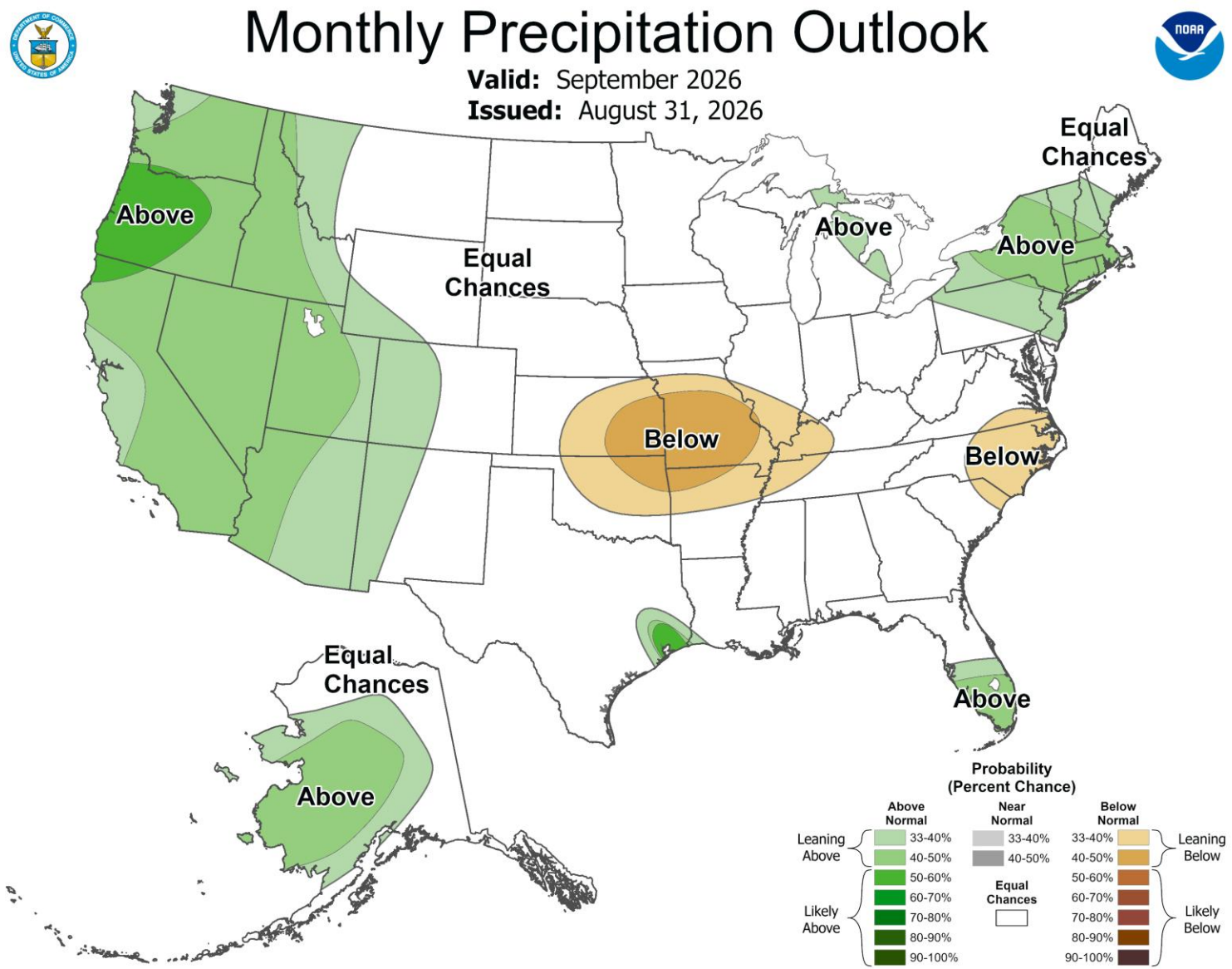

A severe drought can negatively impact residents

Dry Fuels and Limited Water Resources

More Fires and More Severe Fires

Threats to Life, Property, and Fire Department Resources

An appropriately-timed burn ban is a commonly supported method for reducing fire and severe fires.

- Nearby communities have enacted burn bans due to the drought[1], including:
  - McDonald County
  - Dade County
  - Cedar County
  - Vernon County
  - Webb City
  - City of Thayer
  - City of Richland
  - Tri-County Fire Protection District
  - Jasper County
  - Oregan County
  - Waynesville Rural Fire Protection District
  - Village of Diggins, MO

[1]As of Thursday, 9/3/2026

An appropriately-timed burn ban is a commonly supported method for reducing fire and severe fires.

Local fire departments have stated they support a burn ban during severe drought, including

- Billings
- Clever
- Nixa
- Ozark
- Highlandville
- Sparta

Questions?
Concerns?
Barriers?
Discussion?

September 8, 2026

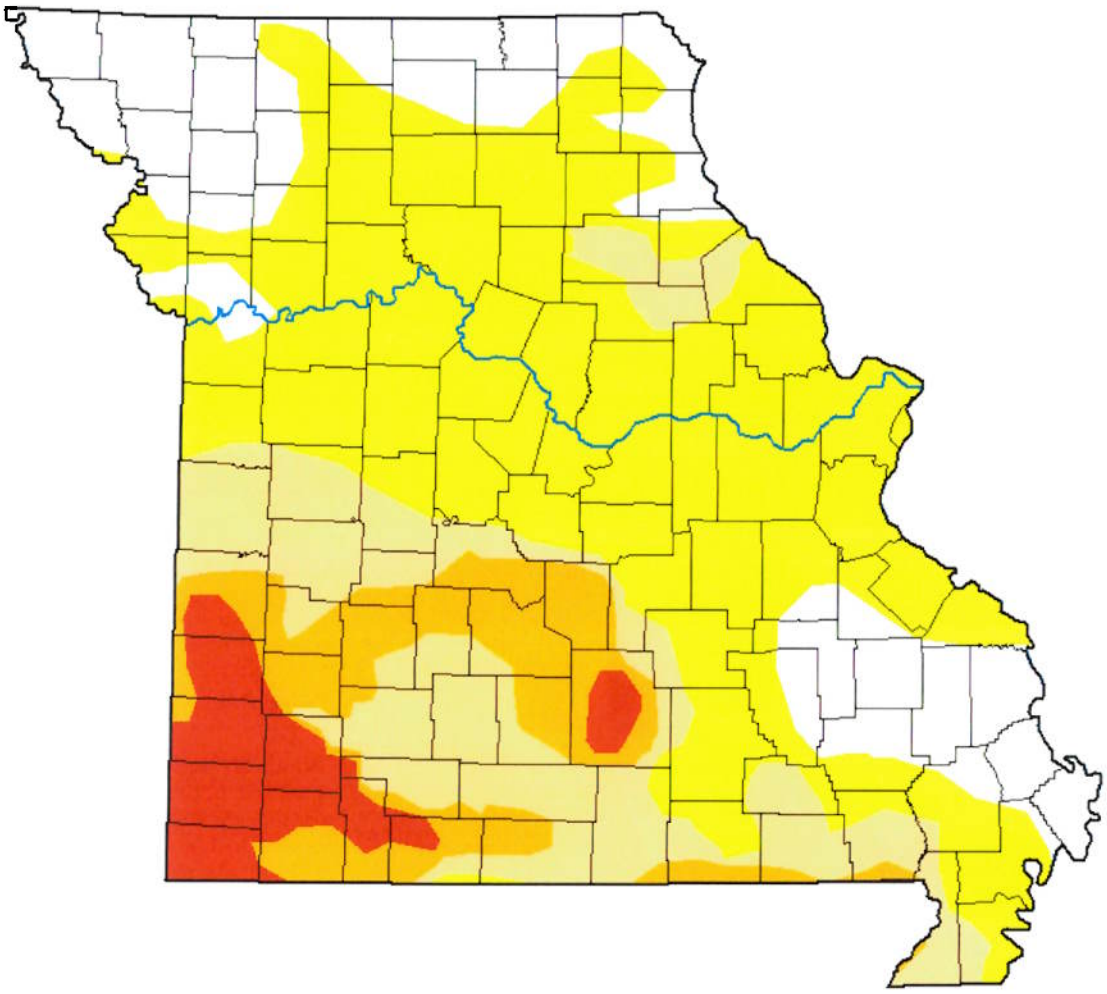

Intensity

- None
- D0 (Abnormally Dry)
- D1 (Moderate Drought)
- D2 (Severe Drought)
- D3 (Extreme Drought)
- D4 (Exceptional Drought)
- No Data

ORDER OF THE
CHRISTIAN COUNTY COMMISSION
OZARK, MO

ORDER # _____ **DATE: _____**

AN ORDER, AUTHORIZING PROCEDURES TO ENACT A COUNTY-WIDE BURN BAN PURSUANT TO THE AUTHORITY OF STATE LAW AND SECTION 49.266 RSMO.

BE IT ORDERED BY THE COUNTY COMMISSION OF CHRISTIAN COUNTY, MISSOURI, AS FOLLOWS:

WHEREAS, the County Commission of Christian County, Missouri, is authorized to enact Orders to promote and enhance the public health, safety and general welfare of individuals within Christian County, Missouri; and

WHEREAS, Section 49.266 RSMo. authorizes the enactment of a County-wide ban of open fires pursuant to the provisions of that Statute; and

WHEREAS, the State Fire Marshall has determined a burn ban order is appropriate for Christian County because the US Drought Monitor has designated Christian County as D-3 being an area of extreme drought pursuant to Section 49.266.3 RSMo.

NOW on this ___ day of August, 2022, upon motion made by Commissioner _____ and Seconded by Commissioner _____ the Christian County Commission unanimously voted to enact as County burn ban for Christian County as follows:

SECTION 1: PURPOSE:

This ordinance is intended to promote the public health, safety and welfare and to safeguard the health, comfort, living conditions, safety and welfare of the citizens of the County of Christian by temporarily regulating the fire hazards of open burning and outdoor burning during the current drought conditions.

SECTION 2: APPLICABILITY

2. Applicability.

This ordinance applies to all outdoor burning and open burning within the unincorporated areas of the county, and all incorporated areas within Christian County that do not have a municipal ordinance banning open burning.

2.1 This ordinance does not apply to grilling or cooking food using charcoal, wood, propane or natural gas in cooking or grilling appliances.

2.2 This ordinance does not apply to burning for the purpose of generating heat in a stove, furnace, fireplace or other heating device within a building used for human or animal habitation.

2.3 This ordinance does not apply to the use of propane, acetylene, natural gas, gasoline or kerosene in a device intended for heating, construction or maintenance activities.

SECTION 3: SEVERABILITY

3. Severability

Should any portion of this ordinance be declared unconstitutional or invalid by a court of competent jurisdiction, the remainder of this ordinance shall not be affected.

SECTION 4: DEFINITIONS

4. Definitions

4.1. "Campfire" means a small outdoor fire intended for recreation or cooking but not including a fire intended for disposal of waste, wood or refuse.

4.2. "Clean wood" means natural wood which has not been painted, varnished or coated with a similar material; has not been pressure treated with preservatives; and does not contain resins or glues as in plywood or other composite.

4.3. "Construction and demolition waste" means building waste material, including but not limited to waste shingles, insulation, lumber, treated wood, painted wood, wiring, plastics, packaging, and rubble that results from construction, remodeling, repair, and demolition operations on a house commercial or industrial building, or other structure.

4.4. "Outdoor burning: means open burning or burning in an outdoor wood-fired boiler or patio wood burning unit.

4.5. "Open burning" means kindling or maintaining a fire where the products of combustion are emitted directly into the ambient air without passing through a stack or chimney. This includes burning in a burn barrel.

4.6. "Outdoor wood-fired boiler" means a wood-fired boiler, stove or furnace that is not located within a building intended for habitation by humans or domestic animals.

4.7. "Patio wood-burning unit" means chimnea, patio warmer, or other portable wood-burning device used for outdoor recreation and/or heating.

4.8. "Refuse" means any waste material including trash, trees, logs brush, stumps, leaves, grass clippings, and other vegetative matter. Refuse shall include controlled burning of vegetative and brush material on real property.

SECTION 5: GENERAL PROHIBITION ON OUTDOOR BURNING AND OPEN BURNING

5. General prohibition on outdoor burning and open burning.

Open burning and outdoor burning are prohibited in the county unless the burning is specifically permitted by this ordinance.

SECTION 6: OPEN BURNING OF REFUSE

6. Open burning of refuse.

6.1. Open burning of refuse from a residential commercial or industrial establishment is prohibited.

6.2. Open burning of the following materials is prohibited.

6.2.1. Construction and demolition waste.

6.2.2. Hazardous substances including but not limited to batteries, household chemicals, pesticides, used oil, gasoline, paints, varnishes, and solvents.

6.2.3. Furniture and appliances.

6.2.4. Tires.

6.2.5. Any plastic materials including but not limited to nylon, PVC, ABS, polystyrene or urethane foam, and plastic containers.

6.2.6. Treated or painted wood including but not limited to plywood, composite wood products or other wood products that are painted, varnished or treated with preservatives.

SECTION 7: OPEN BURNING OF TREES, LOGS, BRUSH, STUMPS, LEAVES, AND GRASS CLIPPINGS

7. Open burning of refuse, vegatative materials, leaves, limbs and wood.

7.1. Except for barbecue, gas, and charcoal grills, no burning shall be undertaken within 50 feet from any combustible material.

SECTION 8: AGRICULTURAL BURNING

8. Agricultural Burning.

8.1. Open burning of refuse, weeds, brush, fence rows, and crop stubble on agricultural lands is prohibited.

SECTION 9: LIABILITY, ENFORCEMENT AND PENALTIES

9. Liability.

9.1. A person utilizing or maintaining an outdoor fire shall be responsible for all fire suppression costs and any other liability resulting from damage caused by the fire. A person found to have violated this ordinance shall be guilty of a Class A Misdemeanor and subject to a range of punishment of up to 365 days in jail and a fine of up to $2,000.00 or any combination thereof.

SECTION 10; EFFECTIVE DATE AND SUNSET

10. This Ordinance was approved and adopted by the County of Christian at a regular meeting held on August ___, 2022. This Ordinance shall be posted on the County Courthouse and shall be effective on the date of execution. This ordinance shall sunset 30 days after the date of adoption, unless terminated or extended an earlier time by the Christian County Commission.

CHRISTIAN COUNTY, MISSOURI

DATE _____ **BY:** _____
Lynn Morris, Presiding Commissioner

DATE _____ **BY:** _____
Johnny Williams, Western District Commissioner

DATE _____ **BY:** _____
Bradley Jackson, Eastern District Commissioner

ATTEST: _____
Paula Brumfield, County Clerk

ORDER OF THE
CHRISTIAN COUNTY COMMISSION
OZARK, MO

ORDER # _____ **DATE: _____**

AN ORDER, AUTHORIZING PROCEDURES TO ENACT A COUNTY-WIDE BURN BAN PURSUANT TO THE AUTHORITY OF STATE LAW AND SECTION 49.266 RSMO.

BE IT ORDERED BY THE COUNTY COMMISSION OF CHRISTIAN COUNTY, MISSOURI, AS FOLLOWS:

WHEREAS, the County Commission of Christian County, Missouri, is authorized to enact Orders to promote and enhance the public health, safety and general welfare of individuals within Christian County, Missouri; and

WHEREAS, Section 49.266 RSMo. authorizes the enactment of a County-wide ban of open fires pursuant to the provisions of that Statute; and

WHEREAS, the State Fire Marshall has determined a burn ban order is appropriate for Christian County because the US Drought Monitor has designated Christian County as D-3 being an area of extreme drought pursuant to Section 49.266.3 RSMo.

NOW on this ___ day of August, 2022, upon motion made by Commissioner _____ and Seconded by Commissioner _____ the Christian County Commission unanimously voted to enact as County burn ban for Christian County as follows:

SECTION 1: PURPOSE:

This ordinance is intended to promote the public health, safety and welfare and to safeguard the health, comfort, living conditions, safety and welfare of the citizens of the County of Christian by temporarily regulating the fire hazards of open burning and outdoor burning during the current drought conditions.

SECTION 2: APPLICABILITY

2. Applicability.

This ordinance applies to all outdoor burning and open burning within the unincorporated areas of the county, and all incorporated areas within Christian County that do not have a municipal ordinance banning open burning.

2.1 This ordinance does not apply to grilling or cooking food using charcoal, wood, propane or natural gas in cooking or grilling appliances.

2.2 This ordinance does not apply to burning for the purpose of generating heat in a stove, furnace, fireplace or other heating device within a building used for human or animal habitation.

2.3 This ordinance does not apply to the use of propane, acetylene, natural gas, gasoline or kerosene in a device intended for heating, construction or maintenance activities.

SECTION 3: SEVERABILITY

3. Severability

Should any portion of this ordinance be declared unconstitutional or invalid by a court of competent jurisdiction, the remainder of this ordinance shall not be affected.

SECTION 4: DEFINITIONS

4. Definitions

4.1. "Campfire" means a small outdoor fire intended for recreation or cooking but not including a fire intended for disposal of waste, wood or refuse.

4.2. "Clean wood" means natural wood which has not been painted, varnished or coated with a similar material; has not been pressure treated with preservatives; and does not contain resins or glues as in plywood or other composite.

4.3. "Construction and demolition waste" means building waste material, including but not limited to waste shingles, insulation, lumber, treated wood, painted wood, wiring, plastics, packaging, and rubble that results from construction, remodeling, repair, and demolition operations on a house commercial or industrial building, or other structure.

4.4. "Outdoor burning: means open burning or burning in an outdoor wood-fired boiler or patio wood burning unit.

4.5. "Open burning" means kindling or maintaining a fire where the products of combustion are emitted directly into the ambient air without passing through a stack or chimney. This includes burning in a burn barrel.

4.6. "Outdoor wood-fired boiler" means a wood-fired boiler, stove or furnace that is not located within a building intended for habitation by humans or domestic animals.

4.7. "Patio wood-burning unit" means chimnea, patio warmer, or other portable wood-burning device used for outdoor recreation and/or heating.

4.8. "Refuse" means any waste material including trash, trees, logs brush, stumps, leaves, grass clippings, and other vegetative matter. Refuse shall include controlled burning of vegetative and brush material on real property.

SECTION 5: GENERAL PROHIBITION ON OUTDOOR BURNING AND OPEN BURNING

5. General prohibition on outdoor burning and open burning.

Open burning and outdoor burning are prohibited in the county unless the burning is specifically permitted by this ordinance.

SECTION 6: OPEN BURNING OF REFUSE

6. Open burning of refuse.

6.1. Open burning of refuse from a residential commercial or industrial establishment is prohibited.

6.2. Open burning of the following materials is prohibited.

6.2.1. Construction and demolition waste.

6.2.2. Hazardous substances including but not limited to batteries, household chemicals, pesticides, used oil, gasoline, paints, varnishes, and solvents.

6.2.3. Furniture and appliances.

6.2.4. Tires.

6.2.5. Any plastic materials including but not limited to nylon, PVC, ABS, polystyrene or urethane foam, and plastic containers.

6.2.6. Treated or painted wood including but not limited to plywood, composite wood products or other wood products that are painted, varnished or treated with preservatives.

SECTION 7: OPEN BURNING OF TREES, LOGS, BRUSH, STUMPS, LEAVES, AND GRASS CLIPPINGS

7. Open burning of refuse, vegatative materials, leaves, limbs and wood.

7.1. Except for barbecue, gas, and charcoal grills, no burning shall be undertaken within 50 feet from any combustible material.

SECTION 8: AGRICULTURAL BURNING

8. Agricultural Burning.

8.1. Open burning of refuse, weeds, brush, fence rows, and crop stubble on agricultural lands is prohibited.

SECTION 9: BURNING PERMITS

9. Specific prohibitions detailed within this Order may only be waived if an individual obtains a Burning Permit authorized and issued by the Fire Chief or designated official of the appropriate fire station, with respect to the proposed location of the burn site. Issuance of such permits is at the discretion of the fire department.

SECTION 10: LIABILITY, ENFORCEMENT AND PENALTIES

10. Liability.

10.1. A person utilizing or maintaining an outdoor fire shall be responsible for all fire suppression costs and any other liability resulting from damage caused by the fire. A person found to have violated this ordinance shall be guilty of a Class A Misdemeanor and subject to a range of punishment of up to 365 days in jail and a fine of up to $2,000.00 or any combination thereof.

SECTION 11; EFFECTIVE DATE AND SUNSET

11. This Ordinance was approved and adopted by the County of Christian at a regular meeting held on August ___, 2022. This Ordinance shall be posted on the County Courthouse and shall be effective on the date of execution. This ordinance shall sunset 30 days after the date of adoption, unless terminated or extended an earlier time by the Christian County Commission.

CHRISTIAN COUNTY, MISSOURI

DATE _____ **BY:** _____
Lynn Morris, Presiding Commissioner

DATE _____ **BY:** _____
Johnny Williams, Western District Commissioner

DATE _____ **BY:** _____
Bradley Jackson, Eastern District Commissioner

ATTEST: _____
Paula Brumfield, County Clerk

September 8, 2026

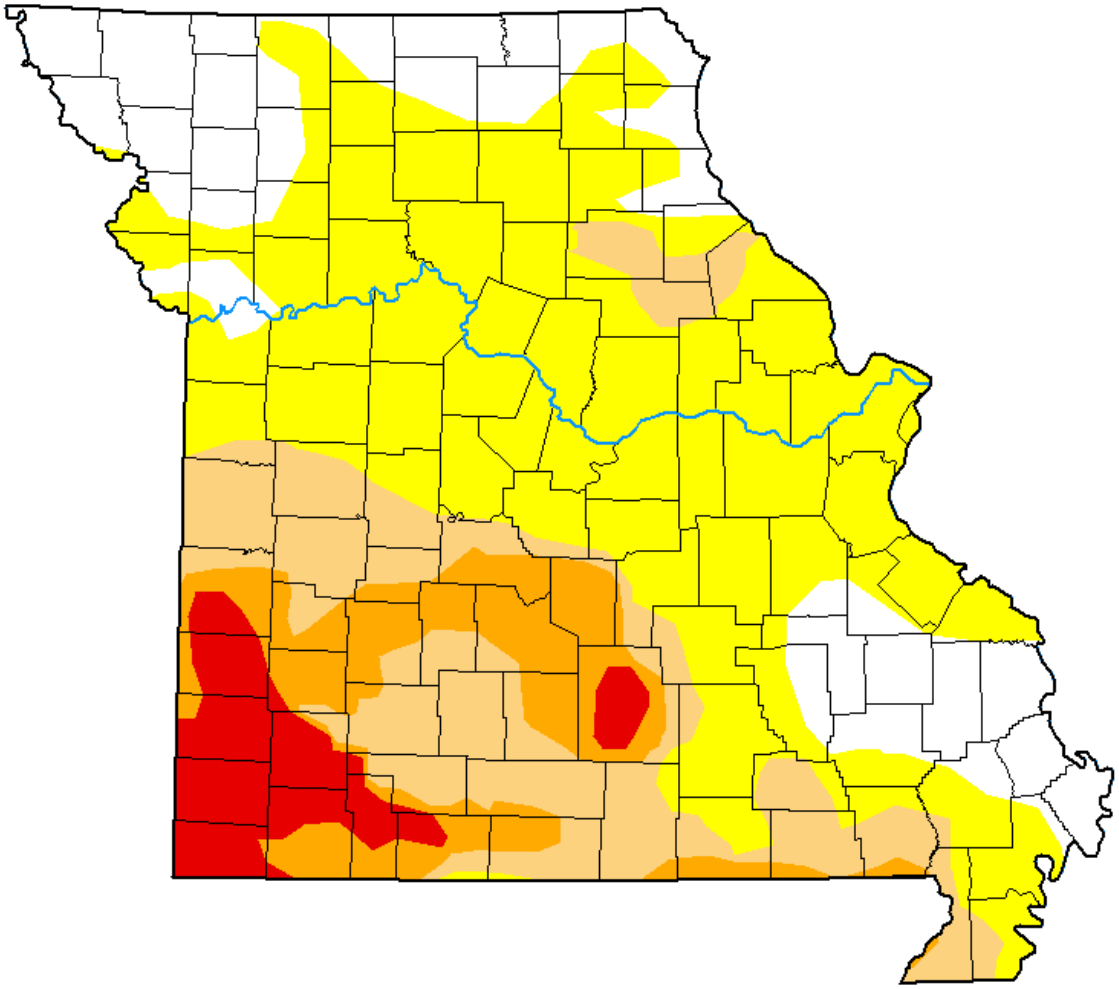

Intensity

- None
- **D0** (Abnormally Dry)
- **D1** (Moderate Drought)
- **D2** (Severe Drought)
- **D3** (Extreme Drought)
- **D4** (Exceptional Drought)
- No Data

Christian County Commission

100 West Church St, Room 100
Ozark, MO 65721

Soil & Water Conservation District Request for Funding

Carabelle Wiles and members of the Christian County Soil & Water Conservation District Board of Supervisors

The Christian County Soil & Water Conservation District Board of Supervisors would like to ask for the Commission's continued support. They have provided a funding request from the board as well as a short presentation explaining who they are, what they do, and how they need the Commission's support.

ATTACHMENTS:

2026-09-03-363354.pdf

2026-09-03-364312.pdf

Requested by: bporterfield@christiancountymo.gov 2026-08-28 12:56

Updated: 2026-08-28 13:27

Christian County Soil & Water Conservation District

District Specialists Carabelle Wiles, Cody Hull, & Chance Phillips

Christian County SWCD Board of Supervisors James Rantz, Brock Mooneyham, Josh Golden, Amy Forgey, & Tim Schnakenberg

Who We Are & What We Do

Provide Cost-Share Assistance To Qualifying Farmers & Landowners Who Participate In Our Water Quality And Soil Erosion Prevention Practices

Cost Share Programs Available

- Streambank Stabilization
- Stream Protection
- Grazing System
- Livestock Exclusion
- Well Decommissioning
- Nutrient and Pest Management
- Permanent Vegetative Cover Crop Enhancements, Improvements, and Establishments

Streambank Stabilization Example

BEFORE

PLANNED

AFTER



Christian County SWCD Funding

- Funded By A 1/10 Of 1% MO Sales Tax
  - Which is Divided Equally Between State Parks System and Soil & Water Conservation Program
  - That's **$0.05 for every $100** spent by Missourian's that goes to the Soil & Water Conservation Program

- **State Funds (from the sales tax)** are used for Cost-Share Assistance for Landowners, Administrative & Technical Expenses

- **Local Funds** are used for Rental Equipment *(which is the primary source of income for local funds),* Outreach, Workshops, Grazing Schools, Supplemental Benefits, etc.

Grazing School teaches landowners the benefits of rotational grazing and how to implement better management practices on their own.

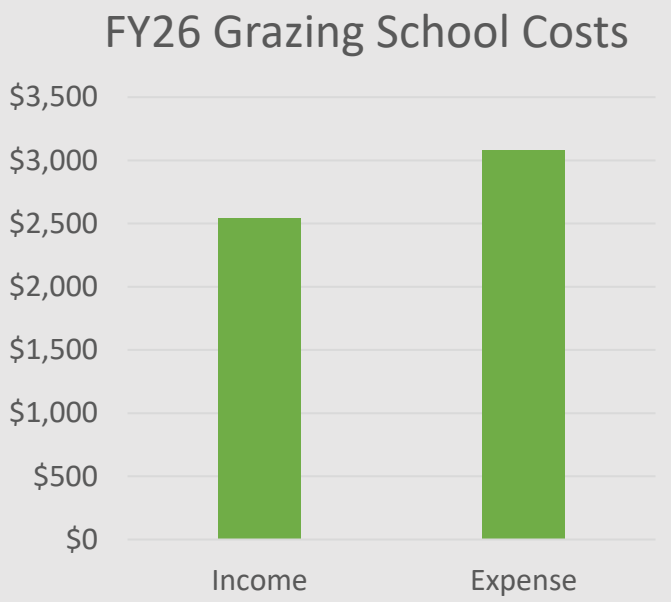

Outreach Projects at Local Schools

Rainfall Simulator Demonstration Showing the Effects of Rainfall on Different Types of Soil and the Importance of Having Vegetative Cover

CURRENT DISTRICT NO-TILL DRILLS AVAILABLE TO RENT

2012 HAYBUSTER 107

2022 HAYBUSTER 107 C

2024 HAYBUSTER 107C

2019 TRUAX 6 FT DRILL

Schedule of Trading in Drills

LOCAL FUND BALANCE

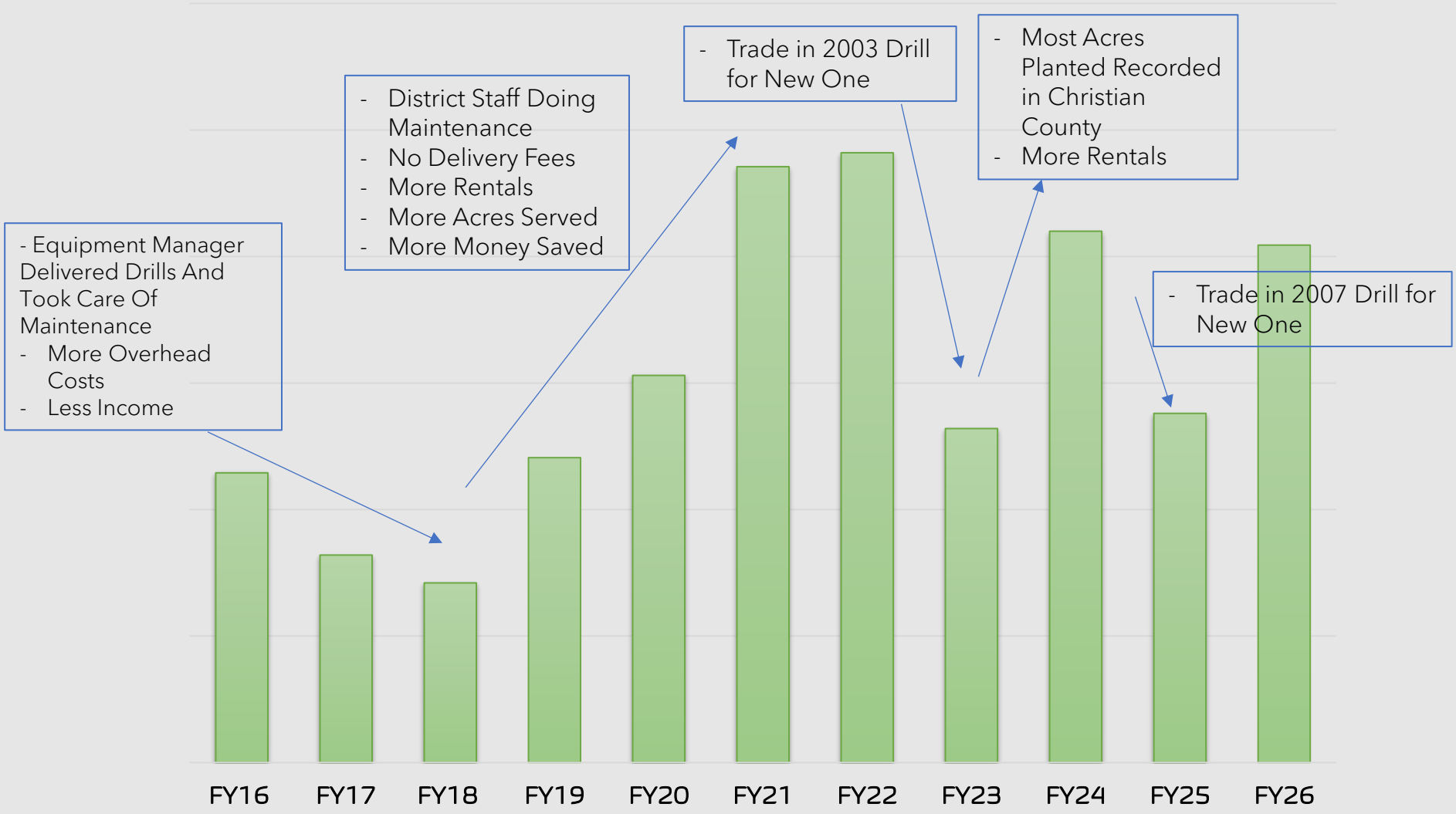

Other Rental Equipment

- Burn Equipment
- Electric Ground Rod Driver
- Spinning Jenny (for installing electric fence)
- Soil Auger (for taking soil samples)
- Broadcast Seeder for ATV
- Gas Powered T-Post Driver



Without Your Help, We Couldn't

- Purchase New Equipment
- Maintain Rental Equipment Repairs
- Host Public Outreach Events
- Supplement Staff Wages to Keep Employees Closer to the MO Avg. Gov. Employee Salary

Questions? Contact Us

Carabelle Wiles, Cody Hull, & Chance Phillips

USDA Service Center – Ozark

Christian County Soil & Water Conservation District

1786 S 16th Ave, Ozark, MO 65721

417-581-2718

cody.hull@swcd.mo.gov

chance.phillips@swcd.mo.gov

carabelle.wiles@swcd.mo.gov

CHRISTIAN COUNTY
SOIL & WATER CONSERVATION DISTRICT
1786 S. 16th Ave.
Ozark, Missouri 65721
Phone: 417-581-2719
1-800-581-6444

August 20, 2026

Christian County Commission
100 W. Church Street, Suite 100
Ozark, MO 65721

Dear Christian County Commissioners,

The Christian County Soil and Water Conservation District would like to thank you for the support you have generously provided to the Soil and Water District for many years. Our district takes pride in being able to support the landowners of Christian county with valuable soil and water conservation practices. With your assistance, we can provide additional technical support, training, advice and assistance as well as equipment for landowners to use. Good stewardship and conservation practices are very important to maintaining soil and water resources in our county and your contribution helps make all of this possible.

We are requesting $10,000. This funding may be spent in the areas of:

- Equipment Purchases & Maintenance Costs
- Public Outreach, Grazing Schools & Workshops
- Technical Equipment
- Supplemental Staffing Expenses
- Advertising & Newsletters

Thank you for your continued support,

Christian County Soil and Water Conservation District

James Rantz
Christian County SWCD
Board Chairman